

MINISTERIO DE HACIENDA - CONTABILIDAD NACIONAL
INFORME DE PRESUPUESTO DE EGRESOS
213 MINISTERIO DE CULTURA Y JUVENTUD
LIQUIDACION AL 31 DE ENERO DEL 2018

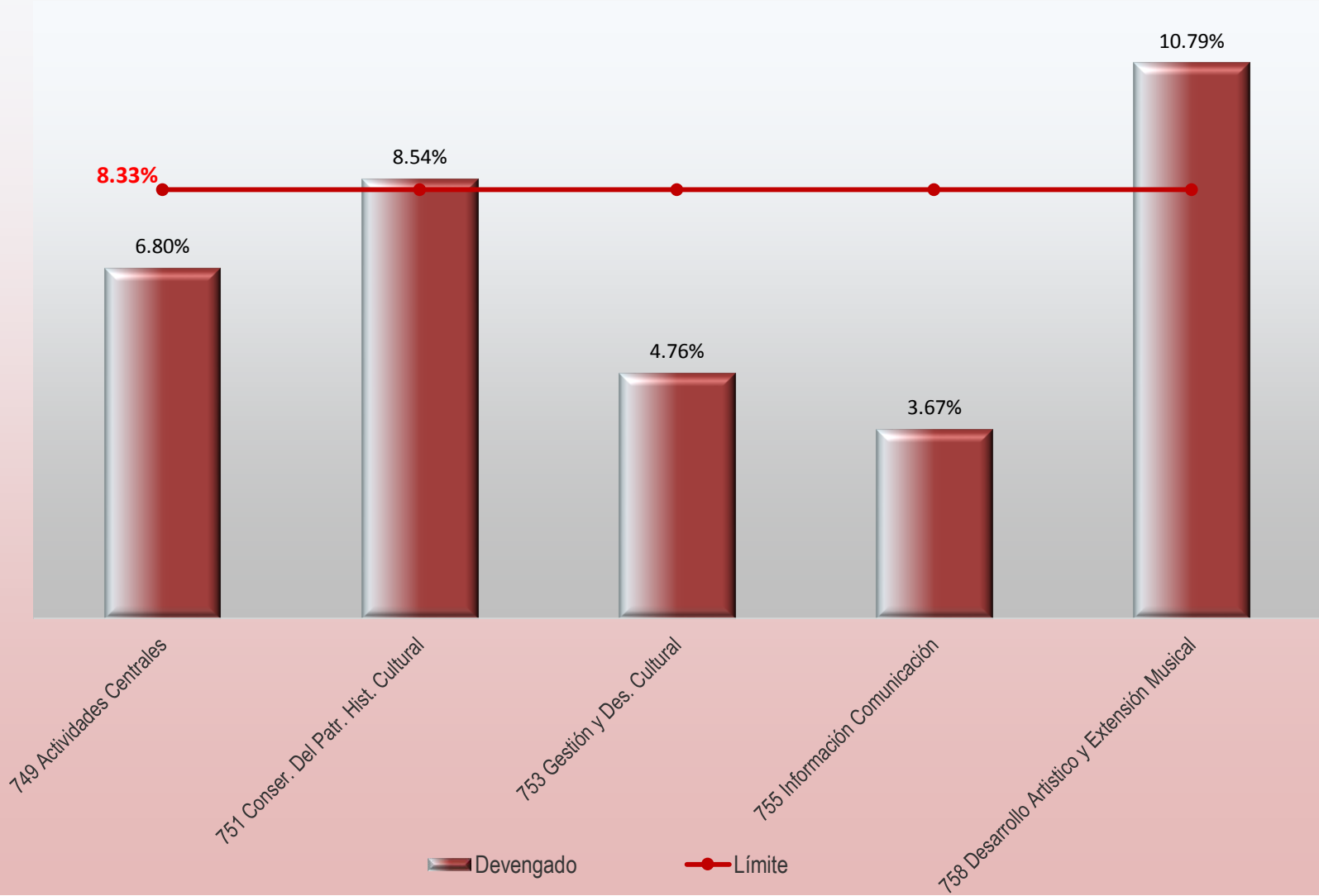
POS. PRESUPUESTARIA	DESCRIPCION	LEY DE PRESUPUESTO	APROP. ACT	CUOTA LIBERADA	SOLICITADO	COMPROMETIDO	REC. MERCANCIA	DEVENGADO	PAGADO	DISP. PRESUPUESTO	DISP. LIBERADO	% EJECUCION TOTAL
213 MCJ		50,400,747,000.00	50,400,747,000.00	24,638,240,052.00	184,241,169.11	6,091,592,878.40	206,000.00	3,767,801,066.66	3,742,403,555.71	40,356,905,885.83	14,594,398,937.83	7.48%
E-0	REMUNERACIONES	16,497,346,440.00	16,497,346,440.00	16,497,346,440.00	0.00	2,340,646,468.80	0.00	1,276,590,839.50	1,276,590,839.50	12,880,109,131.70	12,880,109,131.70	7.74%
E-001	REMUNERACIONES BASICAS	6,087,432,384.00	6,087,432,384.00	6,087,432,384.00	0	0.00	0	336,734,294.18	336,734,294.18	5,750,698,089.82	5,750,698,089.82	5.53%
E-00101	SUELDOS PARA CARGOS FIJOS	6,041,657,384.00	6,041,657,384.00	6,041,657,384.00	0	0.00	0	333,354,713.51	333,354,713.51	5,708,302,670.49	5,708,302,670.49	5.52%
E-00105	SUPLENCIAS	45,775,000.00	45,775,000.00	45,775,000.00	0	0.00	0	3,379,580.67	3,379,580.67	42,395,419.33	42,395,419.33	7.38%
E-002	REMUNERACIONES EVENTUALES	89,287,000.00	89,287,000.00	89,287,000.00	0	0.00	0	5,518,242.00	5,518,242.00	83,768,758.00	83,768,758.00	6.18%
E-00201	TIEMPO EXTRAORDINARIO	89,287,000.00	89,287,000.00	89,287,000.00	0	0.00	0	5,518,242.00	5,518,242.00	83,768,758.00	83,768,758.00	6.18%
E-003	INCENTIVOS SALARIALES	7,794,995,164.00	7,794,995,164.00	7,794,995,164.00	0	0.00	0	808,407,302.32	808,407,302.32	6,986,587,861.68	6,986,587,861.68	10.37%
E-00301	RETRIBUCION POR AÑOS SERVIDOS	2,781,319,813.00	2,781,319,813.00	2,781,319,813.00	0	0.00	0	120,584,545.36	120,584,545.36	2,660,735,267.64	2,660,735,267.64	4.34%
E-00302	RESTRICCION AL EJERCICIO	2,138,744,063.00	2,138,744,063.00	2,138,744,063.00	0	0.00	0	94,691,886.32	94,691,886.32	2,044,052,176.68	2,044,052,176.68	4.43%
E-00303	DECIMOTERCER MES	1,095,508,551.00	1,095,508,551.00	1,095,508,551.00	0	0.00	0	0.00	0.00	1,095,508,551.00	1,095,508,551.00	0.00%
E-00304	SALARIO ESCOLAR	903,581,737.00	903,581,737.00	903,581,737.00	0	0.00	0	566,862,969.64	566,862,969.64	336,718,767.36	336,718,767.36	62.74%
E-00399	OTROS INCENTIVOS SALARIALES	875,841,000.00	875,841,000.00	875,841,000.00	0	0.00	0	26,267,901.00	26,267,901.00	849,573,099.00	849,573,099.00	3.00%
E-004	CONTRIB. PATRONALES AL DESARROLLO	1,254,011,689.00	1,254,011,689.00	1,254,011,689.00	0	1,189,614,171.00	0	64,397,518.00	64,397,518.00	0.00	0.00	5.14%
E0040120074900	CCSS CONTRIBUCION PATRONAL	266,528,483.00	266,528,483.00	266,528,483.00	0	248,764,467.00	0	17,764,016.00	17,764,016.00	0.00	0.00	6.66%
E0040120075100	CCSS CONTRIBUCION PATRONAL	57,125,225.00	57,125,225.00	57,125,225.00	0	53,528,006.00	0	3,597,219.00	3,597,219.00	0.00	0.00	6.30%
E0040120075300	CCSS CONTRIBUCION PATRONAL	69,886,988.00	69,886,988.00	69,886,988.00	0	66,168,900.00	0	3,718,088.00	3,718,088.00	0.00	0.00	5.32%
E0040120075500	CCSS CONTRIBUCION PATRONAL	542,930,878.00	542,930,878.00	542,930,878.00	0	520,439,891.00	0	22,490,987.00	22,490,987.00	0.00	0.00	4.14%
E0040120075800	CCSS CONTRIBUCION PATRONAL	254,577,483.00	254,577,483.00	254,577,483.00	0	241,052,689.00	0	13,524,794.00	13,524,794.00	0.00	0.00	5.31%
E0040520074900	BANCO POPULAR Y DE DESARROLLO	14,406,945.00	14,406,945.00	14,406,945.00	0	13,446,278.00	0	960,217.00	960,217.00	0.00	0.00	6.66%
E0040520075100	BANCO POPULAR Y DE DESARROLLO	3,087,850.00	3,087,850.00	3,087,850.00	0	2,893,404.00	0	194,446.00	194,446.00	0.00	0.00	6.30%
E0040520075300	BANCO POPULAR Y DE DESARROLLO	3,777,675.00	3,777,675.00	3,777,675.00	0	3,576,695.00	0	200,980.00	200,980.00	0.00	0.00	5.32%
E0040520075500	BANCO POPULAR Y DE DESARROLLO	27,929,217.00	27,929,217.00	27,929,217.00	0	26,713,518.00	0	1,215,699.00	1,215,699.00	0.00	0.00	4.35%
E0040520075800	BANCO POPULAR Y DE DESARROLLO	13,760,945.00	13,760,945.00	13,760,945.00	0	13,029,873.00	0	731,072.00	731,072.00	0.00	0.00	5.31%
E-005	CONTRIB PATRONALES A FAVOR DEL DESARROLLO	1,271,620,203.00	1,271,620,203.00	1,271,620,203.00	0	1,151,032,297.80	0	61,533,483.00	61,533,483.00	59,054,422.20	59,054,422.20	4.84%
E0050120074900	CCSS CONTRIBUCION PATRONAL	146,374,561.00	146,374,561.00	146,374,561.00	0	136,618,752.00	0	9,755,809.00	9,755,809.00	0.00	0.00	6.66%
E0050120075100	CCSS CONTRIBUCION PATRONAL	31,372,556.00	31,372,556.00	31,372,556.00	0	29,397,002.00	0	1,975,554.00	1,975,554.00	0.00	0.00	6.30%
E0050120075300	CCSS CONTRIBUCION PATRONAL	38,381,178.00	38,381,178.00	38,381,178.00	0	36,339,244.00	0	2,041,934.00	2,041,934.00	0.00	0.00	5.32%
E0050120075500	CCSS CONTRIBUCION PATRONAL	291,360,192.00	291,360,192.00	291,360,192.00	0	279,008,385.00	0	12,351,807.00	12,351,807.00	0.00	0.00	4.24%
E0050120075800	CCSS CONTRIBUCION PATRONAL	139,811,201.00	139,811,201.00	139,811,201.00	0	134,124,483.00	0	5,686,718.00	5,686,718.00	0.00	0.00	4.07%
E0050220074900	CCSS APOORTE PATRONAL RECURSOS	43,220,835.00	43,220,835.00	43,220,835.00	0	40,340,182.00	0	2,880,653.00	2,880,653.00	0.00	0.00	6.66%
E0050220075100	CCSS APOORTE PATRONAL RECURSOS	9,263,550.00	9,263,550.00	9,263,550.00	0	8,680,219.00	0	583,331.00	583,331.00	0.00	0.00	6.30%
E0050220075300	CCSS APOORTE PATRONAL RECURSOS	11,333,025.00	11,333,025.00	11,333,025.00	0	10,730,095.00	0	602,930.00	602,930.00	0.00	0.00	5.32%
E0050220075500	CCSS APOORTE PATRONAL RECURSOS	83,787,650.00	83,787,650.00	83,787,650.00	0	80,140,559.00	0	3,647,091.00	3,647,091.00	0.00	0.00	4.35%
E0050220075800	CCSS APOORTE PATRONAL RECURSOS	41,282,835.00	41,282,835.00	41,282,835.00	0	39,089,620.00	0	2,193,215.00	2,193,215.00	0.00	0.00	5.31%
E0050320074900	CCSS APOORTE PATRONAL FC	86,441,670.00	86,441,670.00	86,441,670.00	0	80,680,368.00	0	5,761,302.00	5,761,302.00	0.00	0.00	6.66%
E0050320075100	CCSS APOORTE PATRONAL FC	18,527,100.00	18,527,100.00	18,527,100.00	0	17,360,435.00	0	1,166,665.00	1,166,665.00	0.00	0.00	6.30%
E0050320075300	CCSS APOORTE PATRONAL FC	22,666,050.00	22,666,050.00	22,666,050.00	0	21,460,184.00	0	1,205,866.00	1,205,866.00	0.00	0.00	5.32%
E0050320075500	CCSS APOORTE PATRONAL FC	165,232,130.00	165,232,130.00	165,232,130.00	0	157,937,944.00	0	7,294,186.00	7,294,186.00	0.00	0.00	4.41%
E0050320075800	CCSS APOORTE PATRONAL FC	82,565,670.00	82,565,670.00	82,565,670.00	0	78,179,248.00	0	4,386,422.00	4,386,422.00	0.00	0.00	5.31%
E0050520074900	ASOCIACION DE EMPLEADOS	60,000,000.00	60,000,000.00	60,000,000.00	0	945,577.80	0	0.00	0.00	59,054,422.20	59,054,422.20	0.00%
E-1	SERVICIOS	5,331,359,926.00	5,331,359,926.00	2,089,473,090.00	180,891,401.62	684,822,002.24	206,000.00	30,428,637.95	5,031,127.00	4,435,011,884.19	1,193,125,048.19	0.57%
E-101	ALQUILERES	565,420,000.00	565,420,000.00	271,355,000.00	16,470,264.12	68,662,971.00	0.00	450,000.00	0.00	479,836,764.88	185,771,764.88	0.08%
E-10101	ALQUILER DE EDIFICIOS, LOCALIDADES	109,320,000.00	109,320,000.00	27,330,000.00	4,470,264.12	20,424,690.00	0	450,000.00	0.00	83,975,045.88	1,985,045.88	0.41%
E-10102	ALQUILER DE MAQUINARIA, EQUIPOS	200,000,000.00	200,000,000.00	150,000,000.00	12,000,000.00	17,403,000.00	0	0.00	0.00	170,597,000.00	120,597,000.00	0.00%
E-10104	ALQUILER Y DERECHOS PATRONALES	54,600,000.00	54,600,000.00	13,650,000.00	0	2,833,281.00	0	0.00	0.00	51,766,719.00	10,816,719.00	0.00%
E-10199	OTROS ALQUILERES	201,500,000.00	201,500,000.00	80,375,000.00	0.00	28,002,000.00	0.00	0.00	0.00	173,498,000.00	52,373,000.00	0.00%
E-102	SERVICIOS BASICOS	408,117,608.00	408,117,608.00	106,950,642.00	0.00	48,827,449.55	0	16,951,866.95	4,127,849.00	342,338,291.50	41,171,325.50	4.15%
E-10201	SERVICIO DE AGUA Y ALCANTARILLADO	122,743,628.00	122,743,628.00	30,685,907.00	0	7,215,784.02	0	5,095,720.00	4,127,849.00	110,432,123.98	18,374,402.98	4.15%
E-10202	SERVICIO DE ENERGIA ELECTRICIDAD	117,804,940.00	117,804,940.00	29,451,235.00	0	16,210,328.63	0	5,937,138.20	0.00	95,657,473.17	7,303,768.17	5.04%

POS. PRESUPUESTARIA	DESCRIPCION	LEY DE PRESUPUESTO	APROP. ACT	CUOTA LIBERADA	SOLICITADO	COMPROMETIDO	REC. MERCANCIA	DEVENGADO	PAGADO	DISP. PRESUPUESTO	DISP. LIBERADO	% EJECUCION TOTAL
E-10203	SERVICIO DE CORREO	1,074,040.00	1,074,040.00	427,250.00	0	16,000.00	0	0.00	0.00	1,058,040.00	411,250.00	0.00%
E-10204	SERVICIO DE TELECOMUNICACIONES	146,265,000.00	146,265,000.00	41,566,250.00	0	25,356,214.90	0	5,919,008.75	0.00	114,989,776.35	10,291,026.35	4.05%
E-10299	OTROS SERVICIOS BASICOS	20,230,000.00	20,230,000.00	4,820,000.00	0.00	29,122.00	0	0.00	0.00	20,200,878.00	4,790,878.00	0.00%
E-103	SERVICIOS COMERCIALES Y DE INFORMACION	271,482,800.00	271,482,800.00	93,895,700.00	20,302,495.00	11,906,605.63	0	43,660.00	0.00	239,230,039.37	61,642,939.37	0.02%
E-10301	INFORMACION	23,289,000.00	23,289,000.00	5,309,750.00	302,495.00	2,256,340.00	0	43,660.00	0.00	20,686,505.00	2,707,255.00	0.19%
E-10302	PUBLICIDAD Y PROPAGANDA	93,239,000.00	93,239,000.00	38,309,750.00	20,000,000.00	1,643,861.49	0	0.00	0.00	71,595,138.51	16,665,888.51	0.00%
E-10303	IMPRESION, ENCUADERNACION Y SERVICIOS DE TRANSPORTE DE BIENES	35,774,800.00	35,774,800.00	8,943,700.00	0.00	159,000.00	0	0.00	0.00	35,615,800.00	8,784,700.00	0.00%
E-10304	TRANSPORTE DE BIENES	79,050,000.00	79,050,000.00	10,075,000.00	0	0.00	0	0.00	0.00	79,050,000.00	10,075,000.00	0.00%
E-10305	SERVICIOS ADUANEROS	28,330,000.00	28,330,000.00	28,082,500.00	0	7,597,404.14	0	0.00	0.00	20,732,595.86	20,485,095.86	0.00%
E-10307	SERVICIOS DE TRANSFERENCIA	11,800,000.00	11,800,000.00	3,175,000.00	0	250,000.00	0	0.00	0.00	11,550,000.00	2,925,000.00	0.00%
E-104	SERVICIOS DE GESTION Y ADMINISTRACION	2,884,030,678.00	2,884,030,678.00	1,078,556,250.00	114,176,400.00	273,861,433.75	0.00	0.00	0.00	2,495,992,844.25	690,518,416.25	0.00%
E-10402	SERVICIOS JURIDICOS	50,000.00	50,000.00	0.00	0	0.00	0	0.00	0.00	50,000.00	0.00	0.00%
E-10403	SERVICIOS DE INGENIERIA	75,000,000.00	75,000,000.00	31,250,000.00	0.00	29,584,000.00	0	0.00	0.00	45,416,000.00	1,666,000.00	0.00%
E-10404	SERVICIOS EN CIENCIAS EXACTAS Y AGRICULTURA	285,970,000.00	285,970,000.00	71,492,000.00	18,000,000.00	33,366,471.75	0.00	0.00	0.00	234,603,528.25	20,125,528.25	0.00%
E-10405	SERVICIOS DE DESARROLLO ECONOMICO Y SOCIAL	45,500,000.00	45,500,000.00	11,750,000.00	0.00	513,375.00	0	0.00	0.00	44,986,625.00	11,236,625.00	0.00%
E-10406	SERVICIOS GENERALES	1,129,044,896.00	1,129,044,896.00	345,314,250.00	536,400.00	202,489,122.00	0.00	0.00	0.00	926,019,374.00	142,288,728.00	0.00%
E-10499	OTROS SERVICIOS DE GESTION Y ADMINISTRACION	1,348,465,782.00	1,348,465,782.00	618,750,000.00	95,640,000.00	7,908,465.00	0.00	0.00	0.00	1,244,917,317.00	515,201,535.00	0.00%
E-105	GASTOS DE VIAJE Y DE TRANSPORTE	526,609,840.00	526,609,840.00	328,717,000.00	25,500,000.00	263,112,091.00	0.00	1,183,858.00	903,278.00	236,813,891.00	38,921,051.00	0.22%
E-10501	TRANSPORTE DENTRO DEL PAIS	89,406,490.00	89,406,490.00	34,180,000.00	25,500,000.00	4,492,148.00	0	126,208.00	123,628.00	59,288,134.00	4,061,644.00	0.14%
E-10502	VIATICOS DENTRO DEL PAIS	171,155,350.00	171,155,350.00	84,525,000.00	0.00	67,119,943.00	0.00	1,057,650.00	779,650.00	102,977,757.00	16,347,407.00	0.62%
E-10503	TRANSPORTE EN EL EXTERIOR	228,500,000.00	228,500,000.00	200,625,000.00	0.00	183,000,000.00	0	0.00	0.00	45,500,000.00	17,625,000.00	0.00%
E-10504	VIATICOS EN EL EXTERIOR	37,548,000.00	37,548,000.00	9,387,000.00	0	8,500,000.00	0	0.00	0.00	29,048,000.00	887,000.00	0.00%
E-106	SEGUROS, REASEGUROS Y CONTRASEGUROS	137,502,000.00	137,502,000.00	63,625,500.00	0	5,327,582.00	0	8,899,253.00	0.00	123,275,165.00	49,398,665.00	6.47%
E-10601	SEGUROS	137,502,000.00	137,502,000.00	63,625,500.00	0	5,327,582.00	0	8,899,253.00	0.00	123,275,165.00	49,398,665.00	6.47%
E-107	CAPACITACION Y PROYECTOS	38,060,000.00	38,060,000.00	15,944,248.00	2,733,497.50	8,929,760.00	0.00	0.00	0.00	26,396,742.50	4,280,990.50	0.00%
E-10701	ACTIVIDADES DE CAPACITACION	15,060,000.00	15,060,000.00	3,819,248.00	849,487.50	1,219,760.00	0.00	0.00	0.00	12,990,752.50	1,750,000.50	0.00%
E-10702	ACTIVIDADES PROYECTOS	20,500,000.00	20,500,000.00	11,500,000.00	1,884,010.00	7,710,000.00	0.00	0.00	0.00	10,905,990.00	1,905,990.00	0.00%
E-10703	GASTOS DE REPRESENTACION	2,500,000.00	2,500,000.00	625,000.00	0	0.00	0	0.00	0.00	2,500,000.00	625,000.00	0.00%
E-108	MANTENIMIENTO Y REPARACION DE BIENES	489,218,000.00	489,218,000.00	128,258,414.00	1,708,745.00	4,015,493.31	206,000.00	2,900,000.00	0.00	480,387,761.69	119,428,175.69	0.59%
E-10801	MANTENIMIENTO DE EDIFICIOS	295,500,000.00	295,500,000.00	72,754,664.00	1,708,745.00	584,000.00	206,000.00	0.00	0.00	293,001,255.00	70,255,919.00	0.00%
E-10803	MANTENIMIENTO DE INSTALACIONES	25,000,000.00	25,000,000.00	0.00	0	0.00	0	0.00	0.00	25,000,000.00	0.00	0.00%
E-10804	MANT. Y REPARACION DE MAQUINARIA	2,187,000.00	2,187,000.00	421,750.00	0	270,000.00	0	0.00	0.00	1,917,000.00	151,750.00	0.00%
E-10805	MANT. Y REPARACION DE EQUIPO	38,700,000.00	38,700,000.00	11,500,000.00	0.00	1,061,493.31	0	0.00	0.00	37,638,506.69	10,438,506.69	0.00%
E-10806	MANT. Y REPARACION DE EQUIPO	13,780,000.00	13,780,000.00	2,855,000.00	0.00	0.00	0.00	0.00	0.00	13,780,000.00	2,855,000.00	0.00%
E-10807	MANT. Y REPARACION DE EQUIPO	17,823,000.00	17,823,000.00	3,850,000.00	0.00	0.00	0	0.00	0.00	17,823,000.00	3,850,000.00	0.00%
E-10808	MANT. Y REP. DE EQUIPO DE TRANSPORTE	91,808,000.00	91,808,000.00	33,827,000.00	0	2,100,000.00	0	2,900,000.00	0.00	86,808,000.00	28,827,000.00	3.16%
E-10899	MANTENIMIENTO Y REPARACION DE BIENES	4,420,000.00	4,420,000.00	3,050,000.00	0	0.00	0	0.00	0.00	4,420,000.00	3,050,000.00	0.00%
E-109	IMPUESTOS	3,800,000.00	3,800,000.00	1,020,336.00	0	178,616.00	0	0.00	0.00	3,621,384.00	841,720.00	0.00%
E-10902	IMPUESTOS SOBRE BIENES	1,150,000.00	1,150,000.00	50,000.00	0	0.00	0	0.00	0.00	1,150,000.00	50,000.00	0.00%
E-10999	OTROS IMPUESTOS	2,650,000.00	2,650,000.00	970,336.00	0	178,616.00	0	0.00	0.00	2,471,384.00	791,720.00	0.00%
E-199	SERVICIOS DIVERSOS	7,119,000.00	7,119,000.00	1,150,000.00	0	0.00	0	0.00	0.00	7,119,000.00	1,150,000.00	0.00%
E-19902	INTERESES MORATORIOS Y MULTAS	1,111,000.00	1,111,000.00	0.00	0	0.00	0	0.00	0.00	1,111,000.00	0.00	0.00%
E-19905	DEDUCIBLES	5,500,000.00	5,500,000.00	1,100,000.00	0	0.00	0	0.00	0.00	5,500,000.00	1,100,000.00	0.00%
E-19999	OTROS SERVICIOS NO ESPECIFICADOS	508,000.00	508,000.00	50,000.00	0	0.00	0	0.00	0.00	508,000.00	50,000.00	0.00%
E-2	MATERIALES Y SUMINISTROS	297,221,487.00	297,221,487.00	101,512,206.00	3,349,767.49	15,231,471.63	0.00	1,086,698.14	1,086,698.14	277,553,549.74	81,844,268.74	0.37%
E-201	PRODUCTOS QUIMICOS Y COMBUSTIBLES Y LUBRICANTES	107,271,487.00	107,271,487.00	37,797,206.00	2,055,767.49	5,292,166.65	0.00	1,086,698.14	1,086,698.14	98,836,854.72	29,362,573.72	1.01%
E-20101	COMBUSTIBLES Y LUBRICANTES	50,567,500.00	50,567,500.00	13,622,206.00	0	5,102,131.65	0	1,086,698.14	1,086,698.14	44,378,670.21	7,433,376.21	2.15%
E-20102	PRODUCTOS FARMACEUTICOS	2,500,000.00	2,500,000.00	0.00	0.00	0.00	0.00	0.00	0.00	2,500,000.00	0.00	0.00%
E-20104	TINTAS, PINTURAS Y DILUYENTES	51,703,987.00	51,703,987.00	24,125,000.00	2,055,767.49	190,035.00	0.00	0.00	0.00	49,458,184.51	21,879,197.51	0.00%
E-20199	OTROS PRODUCTOS QUIMICOS	2,500,000.00	2,500,000.00	50,000.00	0	0.00	0	0.00	0.00	2,500,000.00	50,000.00	0.00%
E-202	ALIMENTOS Y PRODUCTOS AGRICOLAS	3,600,000.00	3,600,000.00	1,750,000.00	500,000.00	0.00	0	0.00	0.00	3,100,000.00	1,250,000.00	0.00%
E-20202	PRODUCTOS AGROFORESTALES	900,000.00	900,000.00	0.00	0	0.00	0	0.00	0.00	900,000.00	0.00	0.00%
E-20203	ALIMENTOS Y BEBIDAS	2,700,000.00	2,700,000.00	1,750,000.00	500,000.00	0.00	0	0.00	0.00	2,200,000.00	1,250,000.00	0.00%
E-203	MATERIALES Y PRODUCTOS DE USO COMUN	36,000,000.00	36,000,000.00	8,557,500.00	0.00	0.00	0	0.00	0.00	36,000,000.00	8,557,500.00	0.00%
E-20301	MATERIALES Y PRODUCTOS DE USO COMUN	7,650,000.00	7,650,000.00	2,400,000.00	0.00	0.00	0	0.00	0.00	7,650,000.00	2,400,000.00	0.00%

POS. PRESUPUESTARIA	DESCRIPCION	LEY DE PRESUPUESTO	APROP. ACT	CUOTA LIBERADA	SOLICITADO	COMPROMETIDO	REC. MERCANCIA	DEVENGADO	PAGADO	DISP. PRESUPUESTO	DISP. LIBERADO	% EJECUCION TOTAL
E-20302	MATERIALES Y PRODUCTOS I	200,000.00	200,000.00	0.00	0	0.00	0	0.00	0.00	200,000.00	0.00	0.00%
E-20303	MADERA Y SUS DERIVADOS	5,500,000.00	5,500,000.00	125,000.00	0	0.00	0	0.00	0.00	5,500,000.00	125,000.00	0.00%
E-20304	MAT. Y PROD. ELECTRICOS, T	17,500,000.00	17,500,000.00	5,245,000.00	0.00	0.00	0	0.00	0.00	17,500,000.00	5,245,000.00	0.00%
E-20306	MATERIALES Y PRODUCTOS I	1,250,000.00	1,250,000.00	162,500.00	0	0.00	0	0.00	0.00	1,250,000.00	162,500.00	0.00%
E-20399	OTROS MAT. Y PROD.DE USC	3,900,000.00	3,900,000.00	625,000.00	0	0.00	0	0.00	0.00	3,900,000.00	625,000.00	0.00%
E-204	HERRAMIENTAS, REPUESTOS	21,500,000.00	21,500,000.00	4,137,500.00	594,000.00	0.00	0.00	0.00	0.00	20,906,000.00	3,543,500.00	0.00%
E-20401	HERRAMIENTAS E INSTRUME	5,050,000.00	5,050,000.00	1,887,500.00	0.00	0.00	0.00	0.00	0.00	5,050,000.00	1,887,500.00	0.00%
E-20402	REPUESTOS Y ACCESORIOS	16,450,000.00	16,450,000.00	2,250,000.00	594,000.00	0.00	0	0.00	0.00	15,856,000.00	1,656,000.00	0.00%
E-299	UTILES, MATERIALES Y SUM	128,850,000.00	128,850,000.00	49,270,000.00	200,000.00	9,939,304.98	0.00	0.00	0.00	118,710,695.02	39,130,695.02	0.00%
E-29901	UTILES Y MATERIALES DE OF	15,200,000.00	15,200,000.00	6,550,000.00	0.00	1,364.98	0.00	0.00	0.00	15,198,635.02	6,548,635.02	0.00%
E-29902	UTILES Y MATERIALES MEDIC	4,150,000.00	4,150,000.00	3,000,000.00	0.00	164,940.00	0.00	0.00	0.00	3,985,060.00	2,835,060.00	0.00%
E-29903	PRODUCTOS DE PAPEL, CAR	84,220,000.00	84,220,000.00	30,000,000.00	0.00	9,773,000.00	0.00	0.00	0.00	74,447,000.00	20,227,000.00	0.00%
E-29904	TEXTILES Y VESTUARIO	10,700,000.00	10,700,000.00	4,250,000.00	0.00	0.00	0	0.00	0.00	10,700,000.00	4,250,000.00	0.00%
E-29905	UTILES Y MATERIALES DE LIM	7,380,000.00	7,380,000.00	3,520,000.00	200,000.00	0.00	0.00	0.00	0.00	7,180,000.00	3,320,000.00	0.00%
E-29906	UTILES Y MATERIALES DE RE	3,500,000.00	3,500,000.00	875,000.00	0.00	0.00	0.00	0.00	0.00	3,500,000.00	875,000.00	0.00%
E-29907	UTILES Y MATERIALES DE CC	1,500,000.00	1,500,000.00	700,000.00	0	0.00	0	0.00	0.00	1,500,000.00	700,000.00	0.00%
E-29999	OTROS UTILES, MATERIALES	2,200,000.00	2,200,000.00	375,000.00	0.00	0.00	0	0.00	0.00	2,200,000.00	375,000.00	0.00%
E-5	BIENES DURADEROS	856,158,254.00	856,158,254.00	120,000,000.00	0.00	1,017,134.80	0.00	0.00	0.00	855,141,119.20	118,982,865.20	0.00%
E-501	MAQUINARIA, EQUIPO Y MOB	182,150,000.00	182,150,000.00	0.00	0.00	1,017,134.80	0.00	0.00	0.00	181,132,865.20	-1,017,134.80	0.00%
E-50101	MAQUINARIA Y EQUIPO PARA	2,500,000.00	2,500,000.00	0.00	0	0.00	0	0.00	0.00	2,500,000.00	0.00	0.00%
E-50102	EQUIPO DE TRANSPORTE	0.00	0.00	0.00	0	355,328.20	0	0.00	0.00	-355,328.20	-355,328.20	#¡DIV/0!
E-50103	EQUIPO DE COMUNICACION	10,850,000.00	10,850,000.00	0.00	0	0.00	0	0.00	0.00	10,850,000.00	0.00	0.00%
E-50104	EQUIPO Y MOBILIARIO DE OF	21,500,000.00	21,500,000.00	0.00	0.00	0.00	0.00	0.00	0.00	21,500,000.00	0.00	0.00%
E-50105	EQUIPO Y PROGRAMAS DE C	144,100,000.00	144,100,000.00	0.00	0.00	661,806.60	0.00	0.00	0.00	143,438,193.40	-661,806.60	0.00%
E-50199	MAQUINARIA, EQUIPO Y MOB	3,200,000.00	3,200,000.00	0.00	0	0.00	0	0.00	0.00	3,200,000.00	0.00	0.00%
E-502	CONSTRUCCIONES, ADICION	645,508,254.00	645,508,254.00	120,000,000.00	0	0.00	0.00	0.00	0.00	645,508,254.00	120,000,000.00	0.00%
E-50299	OTRAS CONSTRUCCIONES, A	645,508,254.00	645,508,254.00	120,000,000.00	0	0.00	0.00	0.00	0.00	645,508,254.00	120,000,000.00	0.00%
E-599	BIENES DURADEROS DIVERS	28,500,000.00	28,500,000.00	0.00	0.00	0.00	0.00	0.00	0.00	28,500,000.00	0.00	0.00%
E-59903	BIENES INTANGIBLES	11,500,000.00	11,500,000.00	0.00	0.00	0.00	0.00	0.00	0.00	11,500,000.00	0.00	0.00%
E-59999	OTROS BIENES DURADEROS	17,000,000.00	17,000,000.00	0.00	0.00	0.00	0.00	0.00	0.00	17,000,000.00	0.00	0.00%
E-6	TRANSFERENCIAS CORRIENT	27,418,660,893.00	27,418,660,893.00	5,829,908,316.00	0.00	3,049,875,800.93	0.00	2,459,694,891.07	2,459,694,891.07	21,909,090,201.00	320,337,624.00	8.97%
E-601	TRANSFERENCIAS CORRIENT	21,910,219,863.00	21,910,219,863.00	4,857,481,153.00	0.00	2,519,306,083.25	0.00	2,338,175,069.75	2,338,175,069.75	17,052,738,710.00	0.00	10.67%
E6010220074900	CENTRO COSTARRICENSE DE	1,375,148,403.00	1,375,148,403.00	175,000,000.00	0	96,553,330.50	0	78,446,669.50	78,446,669.50	1,200,148,403.00	0.00	0.00%
E6010221175800	CENTRO NACIONAL DE LA ML	2,895,240,000.00	2,895,240,000.00	750,000,000.00	0	408,400,000.00	0	341,600,000.00	341,600,000.00	2,145,240,000.00	0.00	11.80%
E6010221274900	CONSEJO NACIONAL DE LA P	1,177,780,244.00	1,177,780,244.00	220,000,000.00	0	109,524,340.00	0	110,475,660.00	110,475,660.00	957,780,244.00	0.00	9.38%
E6010221575800	TEATRO POPULAR MELICO S.	2,304,320,000.00	2,304,320,000.00	576,080,000.00	0	297,080,000.00	0	279,000,000.00	279,000,000.00	1,728,240,000.00	0.00	12.11%
E6010221875800	TEATRO NACIONAL (JUNTA AI	1,011,370,000.00	1,011,370,000.00	252,842,500.00	0	130,589,276.00	0	122,253,224.00	122,253,224.00	758,527,500.00	0.00	12.09%
E6010222075100	MUSEO NACIONAL DE COSTA	3,462,369,780.00	3,462,369,780.00	565,000,000.00	0	288,263,431.00	0	276,736,569.00	276,736,569.00	2,897,369,780.00	0.00	7.99%
E6010222075800	SISTEMA NACIONAL DE EDUC	2,728,494,882.00	2,728,494,882.00	621,497,352.00	0	288,951,611.68	0	332,545,740.32	332,545,740.32	2,106,997,530.00	0.00	12.19%
E6010223075100	MUSEO DE ARTE COSTARRIC	1,666,020,000.00	1,666,020,000.00	300,000,000.00	0	159,500,000.00	0	140,500,000.00	140,500,000.00	1,366,020,000.00	0.00	8.43%
E6010223474900	COMISION NACIONAL DE PRE	574,806.00	574,806.00	0.00	0	0.00	0	0.00	0.00	574,806.00	0.00	0.00%
E6010224075100	JUNTA ADMINISTRATIVA DEL	2,305,360,000.00	2,305,360,000.00	576,340,000.00	0	286,725,701.00	0	289,614,299.00	289,614,299.00	1,729,020,000.00	0.00	12.56%
E6010224575100	JUNTA ADMINISTRATIVA DEL	54,600,000.00	54,600,000.00	13,650,000.00	0	13,650,000.00	0	0.00	0.00	40,950,000.00	0.00	0.00%
E6010225075100	MUSEO HISTORICO CULTURA	507,120,000.00	507,120,000.00	126,780,000.00	0	89,462,020.84	0	37,317,979.16	37,317,979.16	380,340,000.00	0	7.36%
E6010226075100	MUSEO DR. RAFAEL ANGEL C	268,830,000.00	268,830,000.00	67,207,500.00	0	37,045,914.04	0	30,161,585.96	30,161,585.96	201,622,500.00	0.00	11.22%
E6010227575100	MUSEO DE ARTE Y DISEÑO C	347,354,458.00	347,354,458.00	86,838,614.00	0	47,611,846.87	0	39,226,767.13	39,226,767.13	260,515,844.00	0.00	11.29%
E6010228575100	CENTRO CULTURAL E HISTOF	173,800,000.00	173,800,000.00	43,450,000.00	0	26,950,000.00	0	16,500,000.00	16,500,000.00	130,350,000.00	0.00	9.49%
E6010231075300	CASA DE LA CULTURA DE PUI	90,656,137.00	90,656,137.00	22,664,034.00	0	9,468,169.10	0	13,195,864.90	13,195,864.90	67,992,103.00	0.00	14.56%
E6010320074900	CCSS CONTRIBUCION ESTAT.	16,667,740.00	16,667,740.00	16,667,740.00	0	15,553,888.13	0	1,113,851.87	1,113,851.87	0.00	0.00	6.68%
E6010320075100	CCSS CONTRIBUCION ESTAT.	3,519,461.00	3,519,461.00	3,519,461.00	0	3,293,905.63	0	225,555.37	225,555.37	0.00	0.00	6.41%
E6010320075300	CCSS CONTRIBUCION ESTAT.	4,363,383.00	4,363,383.00	4,363,383.00	0	4,130,248.81	0	233,134.19	233,134.19	0.00	0.00	5.34%
E6010320075500	CCSS CONTRIBUCION ESTAT.	23,639,419.00	23,639,419.00	23,639,419.00	0	22,229,210.07	0	1,410,208.93	1,410,208.93	0.00	0.00	5.97%
E6010320075800	CCSS CONTRIBUCION ESTAT.	15,937,138.00	15,937,138.00	15,937,138.00	0	15,089,096.83	0	848,041.17	848,041.17	0.00	0.00	5.32%
E6010320274900	CCSS CONTRIBUCION ESTAT.	7,203,473.00	7,203,473.00	7,203,473.00	0	6,723,364.44	0	480,108.56	480,108.56	0.00	0.00	6.66%
E6010320275100	CCSS CONTRIBUCION ESTAT.	1,543,925.00	1,543,925.00	1,543,925.00	0	1,446,702.86	0	97,222.14	97,222.14	0.00	0.00	6.30%

POS. PRESUPUESTARIA	DESCRIPCION	LEY DE PRESUPUESTO	APROP. ACT	CUOTA LIBERADA	SOLICITADO	COMPROMETIDO	REC. MERCANCIA	DEVENGADO	PAGADO	DISP. PRESUPUESTO	DISP. LIBERADO	% EJECUCION TOTAL
E6010320275300	CCSS CONTRIBUCION ESTAT.	1,888,838.00	1,888,838.00	1,888,838.00	0	1,788,349.12	0	100,488.88	100,488.88	0.00	0.00	5.32%
E6010320275500	CCSS CONTRIBUCION ESTAT.	18,137,303.00	18,137,303.00	18,137,303.00	0	17,529,454.32	0	607,848.68	607,848.68	0.00	0.00	3.35%
E6010320275800	CCSS CONTRIBUCION ESTAT.	6,880,473.00	6,880,473.00	6,880,473.00	0	6,514,938.01	0	365,534.99	365,534.99	0.00	0.00	5.31%
E6010520274900	SISTEMA NACIONAL DE RADIC	1,441,400,000.00	1,441,400,000.00	360,350,000.00	0	135,231,284.00	0	225,118,716.00	225,118,716.00	1,081,050,000.00	0.00	15.62%
E-602	TRANSFERENCIAS CORRIENT	484,800,000.00	484,800,000.00	147,250,000.00	0	106,250,000.00	0	0.00	0.00	378,550,000.00	41,000,000.00	0.00%
E-60202	BECAS A TERCERAS PERSON	46,800,000.00	46,800,000.00	20,000,000.00	0	0.00	0	0.00	0.00	46,800,000.00	20,000,000.00	0.00%
E-60299	OTRAS TRANSFERENCIAS A F	438,000,000.00	438,000,000.00	127,250,000.00	0	106,250,000.00	0	0.00	0.00	331,750,000.00	21,000,000.00	0.00%
E-603	PRESTACIONES	450,367,646.00	450,367,646.00	140,891,911.00	0	0.00	0	3,539,539.00	3,539,539.00	446,828,107.00	137,352,372.00	0.79%
E-60301	PRESTACIONES LEGALES	409,367,646.00	409,367,646.00	99,891,911.00	0	0.00	0	0.00	0.00	409,367,646.00	99,891,911.00	0.00%
E-60399	OTRAS PRESTACIONES	41,000,000.00	41,000,000.00	41,000,000.00	0	0.00	0	3,539,539.00	3,539,539.00	37,460,461.00	37,460,461.00	8.63%
E-604	TRANSF. C.TES A ENTIDADES	2,094,575,000.00	2,094,575,000.00	542,300,000.00	0	424,319,717.68	0	117,980,282.32	117,980,282.32	1,552,275,000.00	0.00	5.63%
E6040120075100	ASOCIACION ACADEMIA COS	4,200,000.00	4,200,000.00	4,200,000.00	0	4,200,000.00	0	0.00	0.00	0.00	0.00	0.00%
E6040120075300	ASOCIACION CENTRO ALAJUI	5,160,000.00	5,160,000.00	5,160,000.00	0.00	5,160,000.00	0.00	0.00	0.00	0.00	0.00	0.00%
E6040120075800	ASOCIACION SINFONICA DE F	105,000,000.00	105,000,000.00	26,250,000.00	0.00	0.00	0.00	26,250,000.00	26,250,000.00	78,750,000.00	0.00	25.00%
E6040221074900	FUNDACION AYUDENOS PAR.	100,000,000.00	100,000,000.00	25,000,000.00	0.00	16,667,000.00	0.00	8,333,000.00	8,333,000.00	75,000,000.00	0.00	8.33%
E6040221574900	FUNDACION AYUDENOS PAR.	847,200,000.00	847,200,000.00	211,800,000.00	0	211,732,717.68	0.00	67,282.32	67,282.32	635,400,000.00	0.00	0.01%
E6040222074900	FUNDACION PARQUE METRO	1,000,000,000.00	1,000,000,000.00	250,000,000.00	0	166,670,000.00	0	83,330,000.00	83,330,000.00	750,000,000.00	0.00	8.33%
E6040425075100	ACADEMIA DE GEOGRAFIA E	3,570,000.00	3,570,000.00	3,570,000.00	0	3,570,000.00	0	0.00	0.00	0.00	0.00	0.00%
E6040431675100	ACADEMIA COSTARRICENSE	11,945,000.00	11,945,000.00	11,945,000.00	0	11,945,000.00	0	0.00	0.00	0.00	0.00	0.00%
E6040436275100	TEMPORALIDADES DE LA ARC	17,500,000.00	17,500,000.00	4,375,000.00	0	4,375,000.00	0	0.00	0.00	13,125,000.00	0.00	0.00%
E-606	OTRAS TRANSFERENCIAS CC	2,336,713,132.00	2,336,713,132.00	0.00	0	0.00	0	0.00	0.00	2,336,713,132.00	0.00	0.00%
E-60601	INDEMNIZACIONES	2,336,713,132.00	2,336,713,132.00	0.00	0	0.00	0	0.00	0.00	2,336,713,132.00	0.00	0.00%
E-607	TRANSFERENCIAS CORRIENT	141,985,252.00	141,985,252.00	141,985,252.00	0	0.00	0	0.00	0.00	141,985,252.00	141,985,252.00	0.00%
E6070120074900	PROGRAMA DE LAS NACIONES	70,000,000.00	70,000,000.00	70,000,000.00	0	0.00	0	0.00	0.00	70,000,000.00	70,000,000.00	0.00%
E6070120075300	PROGRAMA IBEROAMERICAN	14,550,000.00	14,550,000.00	14,550,000.00	0	0.00	0	0.00	0.00	14,550,000.00	14,550,000.00	0.00%
E6070120075500	ASOCIACION DE BIBLIOTECAS	2,007,900.00	2,007,900.00	2,007,900.00	0.00	0.00	0.00	0.00	0.00	2,007,900.00	2,007,900.00	0.00%
E6070122074900	ORGANIZACION DE LAS NACI	587,820.00	587,820.00	587,820.00	0.00	0.00	0.00	0.00	0.00	587,820.00	587,820.00	0.00%
E6070122575100	UNESCO CONVENCION PARA	568,032.00	568,032.00	568,032.00	0.00	0.00	0.00	0.00	0.00	568,032.00	568,032.00	0.00%
E6070147075500	CENTRO REGIONAL PARA EL	4,539,600.00	4,539,600.00	4,539,600.00	0.00	0.00	0	0.00	0.00	4,539,600.00	4,539,600.00	0.00%
E6070153574900	SISTEMA ECONOMICO LATIN	6,431,100.00	6,431,100.00	6,431,100.00	0.00	0.00	0	0.00	0.00	6,431,100.00	6,431,100.00	0.00%
E6070154074900	COORDINADORA EDUCATIVA	5,820,000.00	5,820,000.00	5,820,000.00	0	0.00	0	0.00	0.00	5,820,000.00	5,820,000.00	0.00%
E6070154574900	PROGRAMA IBERRUTAS. (CU)	7,566,000.00	7,566,000.00	7,566,000.00	0	0.00	0	0.00	0.00	7,566,000.00	7,566,000.00	0.00%
E6070154575500	PROGRAMA IBEROAMERICAN	8,730,000.00	8,730,000.00	8,730,000.00	0.00	0.00	0.00	0.00	0.00	8,730,000.00	8,730,000.00	0.00%
E6070155074900	PROGRAMA IBEROAMERICAN	17,460,000.00	17,460,000.00	17,460,000.00	0	0.00	0	0.00	0.00	17,460,000.00	17,460,000.00	0.00%
E6070155075500	PROGRAMA IBEROAMERICAN	2,910,000.00	2,910,000.00	2,910,000.00	0.00	0.00	0	0.00	0.00	2,910,000.00	2,910,000.00	0.00%
E6070221075500	NUMERO INTERNACIONAL NC	261,900.00	261,900.00	261,900.00	0.00	0.00	0.00	0.00	0.00	261,900.00	261,900.00	0.00%
E6070221575500	NUMERO INTERNACIONAL NC	552,900.00	552,900.00	552,900.00	0.00	0.00	0	0.00	0.00	552,900.00	552,900.00	0.00%

**EJECUCION PRESUPUESTARIA
MINISTERIO DE CULTURA Y JUVENTUD
LIQUIDACION AL 31 DE ENERO DEL 2018**



PROGRAMA	POS. PRESUPUESTARIA	DESCRIPCION	LEY DE PRESUPUESTO	APROP. ACT	CUOTA LIBERADA	SOLICITADO	COMPROMETIDO	REC. MERCANCIA	DEVENGADO	PAGADO	DISP. PRESUPUESTO	DISP. LIBERADO	% EJECUCION TOTAL	APROP. ACT OPERATIVO
21374900	E-10703	GASTOS DE REPRESEI	2,500,000.00	2,500,000.00	625,000.00	0.00	0.00	0.00	0.00	0.00	2,500,000.00	625,000.00	0.00%	2,500,000.00
21374900	E-108	MANTENIMIENTO Y REI	244,411,000.00	244,411,000.00	46,386,664.00	1,708,745.00	505,000.00	0.00	0.00	0.00	242,197,255.00	44,172,919.00	0.00%	244,411,000.00
21374900	E-10801	MANTENIMIENTO DE EI	130,000,000.00	130,000,000.00	24,629,664.00	1,708,745.00	55,000.00	0.00	0.00	0.00	128,236,255.00	22,865,919.00	0.00%	130,000,000.00
21374900	E-10803	MANTENIMIENTO DE IN	25,000,000.00	25,000,000.00	0.00	0.00	0.00	0.00	0.00	0.00	25,000,000.00	0.00	0.00%	25,000,000.00
21374900	E-10805	MANT. Y REPARACION	19,000,000.00	19,000,000.00	4,750,000.00	0.00	450,000.00	0.00	0.00	0.00	18,550,000.00	4,300,000.00	0.00%	19,000,000.00
21374900	E-10806	MANT. Y REPARACION	10,380,000.00	10,380,000.00	2,380,000.00	0.00	0.00	0.00	0.00	0.00	10,380,000.00	2,380,000.00	0.00%	10,380,000.00
21374900	E-10807	MANT. Y REPARACION	5,223,000.00	5,223,000.00	1,000,000.00	0.00	0.00	0.00	0.00	0.00	5,223,000.00	1,000,000.00	0.00%	5,223,000.00
21374900	E-10808	MANT. Y REP. DE EQUII	54,308,000.00	54,308,000.00	13,577,000.00	0.00	0.00	0.00	0.00	0.00	54,308,000.00	13,577,000.00	0.00%	54,308,000.00
21374900	E-10899	MANTENIMIENTO Y REI	500,000.00	500,000.00	50,000.00	0.00	0.00	0.00	0.00	0.00	500,000.00	50,000.00	0.00%	500,000.00

PROGRAMA	POS. PRESUPUESTARIA	DESCRIPCION	LEY DE PRESUPUESTO	APROP. ACT	CUOTA LIBERADA	SOLICITADO	COMPROMETIDO	REC. MERCANCIA	DEVENGADO	PAGADO	DISP. PRESUPUESTO	DISP. LIBERADO	% EJECUCION TOTAL	APROP. ACT OPERATIVO
21374900	E-604	TRANSF. C.TES A ENTII	1,947,200,000.00	1,947,200,000.00	486,800,000.00	0.00	395,069,717.68	0.00	91,730,282.32	91,730,282.32	1,460,400,000.00	0.00	4.71%	
21374900	E6040221074900	FUNDACION AYUDENO	100,000,000.00	100,000,000.00	25,000,000.00	0.00	16,667,000.00	0.00	8,333,000.00	8,333,000.00	75,000,000.00	0.00	8.33%	
21374900	E6040221574900	FUNDACION AYUDENO	847,200,000.00	847,200,000.00	211,800,000.00	0.00	211,732,717.68	0.00	67,282.32	67,282.32	635,400,000.00	0.00	0.01%	
21374900	E6040222074900	FUNDACION PARQUE M	1,000,000,000.00	1,000,000,000.00	250,000,000.00	0.00	166,670,000.00	0.00	83,330,000.00	83,330,000.00	750,000,000.00	0.00	8.33%	
21374900	E-607	TRANSFERENCIAS COF	107,864,920.00	107,864,920.00	107,864,920.00	0.00	0.00	0.00	0.00	0.00	107,864,920.00	107,864,920.00	0.00%	
21374900	E6070120074900	PROGRAMA DE LAS NA	70,000,000.00	70,000,000.00	70,000,000.00	0.00	0.00	0.00	0.00	0.00	70,000,000.00	70,000,000.00	0.00%	
21374900	E6070122074900	ORGANIZACION DE LAE	587,820.00	587,820.00	587,820.00	0.00	0.00	0.00	0.00	0.00	587,820.00	587,820.00	0.00%	
21374900	E6070153574900	SISTEMA ECONOMICO	6,431,100.00	6,431,100.00	6,431,100.00	0.00	0.00	0.00	0.00	0.00	6,431,100.00	6,431,100.00	0.00%	
21374900	E6070154074900	COORDINADORA EDUC	5,820,000.00	5,820,000.00	5,820,000.00	0.00	0.00	0.00	0.00	0.00	5,820,000.00	5,820,000.00	0.00%	
21374900	E6070154574900	PROGRAMA IBERRUTA	7,566,000.00	7,566,000.00	7,566,000.00	0.00	0.00	0.00	0.00	0.00	7,566,000.00	7,566,000.00	0.00%	
21374900	E6070155074900	PROGRAMA IBEROAME	17,460,000.00	17,460,000.00	17,460,000.00	0.00	0.00	0.00	0.00	0.00	17,460,000.00	17,460,000.00	0.00%	

RESUMEN DE PARTIDAS				
SUBPARTIDA/CONCEPTO	PRESUPUESTO	EJECUTADO	SALDO	PORCENTAJE
REMUNERACIONES	3,779,881,488.00	407,683,245.42	3,372,198,242.58	10.79%
SERV. NO PERSON.	3,526,755,926.00	21,540,286.45	3,505,215,639.55	0.61%
MAT. Y SUMINIS.	115,320,000.00	516,767.14	114,803,232.86	0.45%
BIENES DURAD.	134,950,000.00	0.00	134,950,000.00	0.00%
TRANSF. CORRIEN.	6,247,739,586.00	509,031,139.25	5,738,708,446.75	8.15%
TOTAL	13,804,647,000.00	938,771,438.26	12,865,875,561.74	6.80%

RESUMEN DE PARTIDAS OPERATIVO				
SUBPARTIDA/CONCEPTO	PRESUPUESTO OPERATIVO	EJECUTADO OPERATIVO	SALDO OPERATIVO	PORCENTAJE OPERATIVO
SERV. NO PERSON.	3,526,755,926.00	21,540,286.45	3,505,215,639.55	0.61%
MAT. Y SUMINIS.	115,320,000.00	516,767.14	114,803,232.86	0.45%
BIENES DURAD.	134,950,000.00	0.00	134,950,000.00	0.00%
TRANSF. CORRIEN.	173,900,000.00	1,665,851.00	172,234,149.00	0.96%
TOTAL	3,950,925,926.00	23,722,904.59	3,927,203,021.41	0.60%

PARTIDAS	Devengado	Límite	PRESUPUESTO	DEVENGADO
REMUNERACIONES	10.79%	8.33%	3,779,881,488.00	407,683,245.42
SERV. NO PERSON.	0.61%	8.33%	3,526,755,926.00	21,540,286.45
MAT. Y SUMINIS.	0.45%	8.33%	115,320,000.00	516,767.14
BIENES DURAD.	0.00%	8.33%	134,950,000.00	-
TRANSF. CORRIEN.	8.15%	8.33%	6,247,739,586.00	509,031,139.25

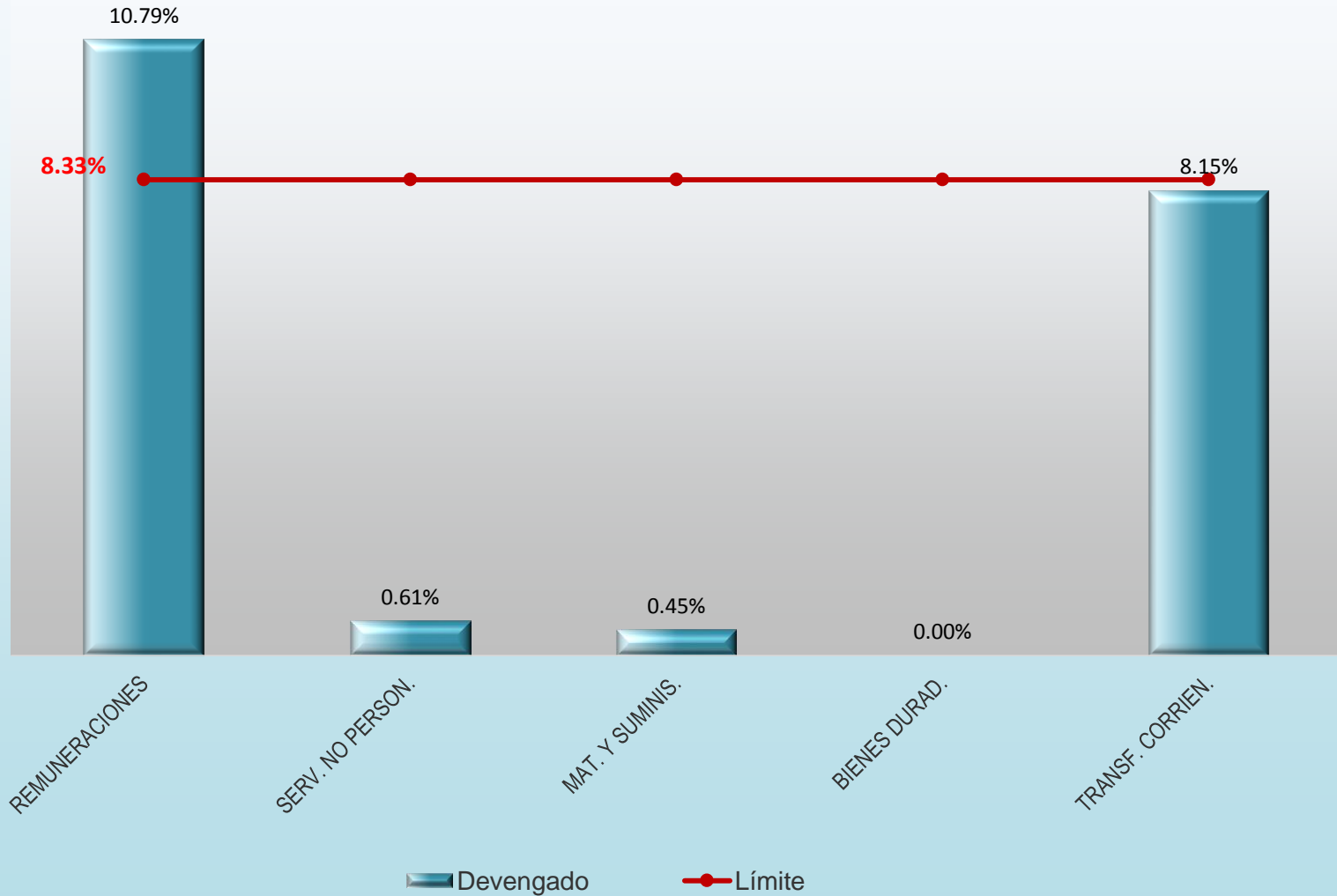
DEVENGADO OPERATIVO	% EJECUCION OPERATIVO
23,722,904.59	0.60%

21,540,286.45	0.61%
-	0.00%
-	0.00%
-	0.00%
-	0.00%
11,978,221.45	5.57%
4,127,849.00	5.14%
2,373,380.00	6.77%
-	0.00%
5,476,992.45	6.54%
-	0.00%
43,660.00	0.03%
43,660.00	0.45%
-	0.00%
-	0.00%
-	0.00%
-	0.00%
-	0.00%
-	0.00%
-	0.00%
-	0.00%
-	0.00%
-	0.00%
619,152.00	0.16%
52,852.00	0.13%
566,300.00	0.64%
-	0.00%
-	0.00%
8,899,253.00	12.36%
8,899,253.00	12.36%
-	0.00%
-	0.00%
-	0.00%

DEVENGADO OPERATIVO	% EJECUCION OPERATIVO
-	0.00%
-	0.00%
-	0.00%
-	0.00%
-	0.00%
-	0.00%
-	0.00%
-	0.00%
-	0.00%
-	0.00%

DEVENGADO OPERATIVO	% EJECUCION OPERATIVO
------------------------	--------------------------

EJECUCION PRESUPUESTARIA
749 ACTIVIDADES CENTRALES
LIQUIDACION AL 31 DE ENERO DEL 2018



MINISTERIO DE HACIENDA - CONTABILIDAD NACIONAL
INFORME DE PRESUPUESTO DE EGRESOS
PROGRAMA 751 CONSERVACION DEL PATR. HIST. Y CULTURAL
LIQUIDACION AL 31 DE ENERO DEL 2018

PROGRAMA	POS. PRESUPUESTARIA	DESCRIPCION	LEY DE PRESUPUESTO	APROP. ACT	CUOTA LIBERADA	SOLICITADO	COMPROMETIDO	REC. MERCANCIA	DEVENGADO	PAGADO	DISP. PRESUPUESTO	DISP. LIBERADO	% EJECUCION TOTAL
21375100			10,739,292,000.00	10,739,292,000.00	2,866,067,872.00	500,000.00	1,123,447,193.69	0.00	917,258,907.23	916,660,607.23	8,698,085,899.08	824,861,771.08	8.54%
21375100	E-0	REMUNERACIONES	787,946,090.00	787,946,090.00	787,946,090.00	0.00	111,859,066.00	0.00	86,024,697.47	86,024,697.47	590,062,326.53	590,062,326.53	10.92%
21375100	E-001	REMUNERACIONES BASIC	275,185,000.00	275,185,000.00	275,185,000.00	0.00	0.00	0.00	20,777,305.47	20,777,305.47	254,407,694.53	254,407,694.53	7.55%
21375100	E-00101	SUELDOS PARA CARGOS I	270,000,000.00	270,000,000.00	270,000,000.00	0.00	0.00	0.00	20,777,305.47	20,777,305.47	249,222,694.53	249,222,694.53	7.70%
21375100	E-00105	SUPLENCIAS	5,185,000.00	5,185,000.00	5,185,000.00	0.00	0.00	0.00	0.00	0.00	5,185,000.00	5,185,000.00	0.00%
21375100	E-002	REMUNERACIONES EVEN	4,500,000.00	4,500,000.00	4,500,000.00	0.00	0.00	0.00	74,843.00	74,843.00	4,425,157.00	4,425,157.00	1.66%
21375100	E-00201	TIEMPO EXTRAORDINARIC	4,500,000.00	4,500,000.00	4,500,000.00	0.00	0.00	0.00	74,843.00	74,843.00	4,425,157.00	4,425,157.00	1.66%
21375100	E-003	INCENTIVOS SALARIALES	388,884,809.00	388,884,809.00	388,884,809.00	0.00	0.00	0.00	57,655,334.00	57,655,334.00	331,229,475.00	331,229,475.00	14.83%
21375100	E-00301	RETRIBUCION POR AÑOS	120,000,000.00	120,000,000.00	120,000,000.00	0.00	0.00	0.00	8,165,766.22	8,165,766.22	111,834,233.78	111,834,233.78	6.80%
21375100	E-00302	RESTRICCION AL EJERCIC	131,885,000.00	131,885,000.00	131,885,000.00	0.00	0.00	0.00	8,855,939.56	8,855,939.56	123,029,060.44	123,029,060.44	6.71%
21375100	E-00304	SALARIO ESCOLAR	43,000,000.00	43,000,000.00	43,000,000.00	0.00	0.00	0.00	37,463,307.04	37,463,307.04	5,536,692.96	5,536,692.96	87.12%
21375100	E-00399	OTROS INCENTIVOS SALA	43,000,000.00	43,000,000.00	43,000,000.00	0.00	0.00	0.00	3,170,321.18	3,170,321.18	39,829,678.82	39,829,678.82	7.37%
21375100	E-00303	DECIMOTERCER MES	50,999,809.00	50,999,809.00	50,999,809.00	0.00	0.00	0.00	0.00	0.00	50,999,809.00	50,999,809.00	0.00%
21375100	E-004	CONTRIB. PATRONALES A	60,213,075.00	60,213,075.00	60,213,075.00	0.00	56,421,410.00	0.00	3,791,665.00	3,791,665.00	0.00	0.00	6.30%
21375100	E0040120075100	CCSS CONTRIBUCION PAT	57,125,225.00	57,125,225.00	57,125,225.00	0.00	53,528,006.00	0.00	3,597,219.00	3,597,219.00	0.00	0.00	6.30%
21375100	E0040520075100	BANCO POPULAR Y DE DE	3,087,850.00	3,087,850.00	3,087,850.00	0.00	2,893,404.00	0.00	194,446.00	194,446.00	0.00	0.00	6.30%
21375100	E-005	CONTRIB PATRONALES A	59,163,206.00	59,163,206.00	59,163,206.00	0.00	55,437,656.00	0.00	3,725,550.00	3,725,550.00	0.00	0.00	6.30%
21375100	E0050120075100	CCSS CONTRIBUCION PAT	31,372,556.00	31,372,556.00	31,372,556.00	0.00	29,397,002.00	0.00	1,975,554.00	1,975,554.00	0.00	0.00	6.30%
21375100	E0050220075100	CCSS APORTE PATRONAL	9,263,550.00	9,263,550.00	9,263,550.00	0.00	8,680,219.00	0.00	583,331.00	583,331.00	0.00	0.00	6.30%
21375100	E0050320075100	CCSS APORTE PATRONAL	18,527,100.00	18,527,100.00	18,527,100.00	0.00	17,360,435.00	0.00	1,166,665.00	1,166,665.00	0.00	0.00	6.30%
21375100	E-1	SERVICIOS	296,087,000.00	296,087,000.00	92,384,250.00	0.00	22,809,389.45	0.00	609,815.00	11,515.00	272,667,795.55	68,965,045.55	0.21%
21375100	E-101	ALQUILERES	41,420,000.00	41,420,000.00	10,355,000.00	0.00	3,838,281.00	0.00	450,000.00	0.00	37,131,719.00	6,066,719.00	1.09%
21375100	E-10101	ALQUILER DE EDIFICIOS, L	5,820,000.00	5,820,000.00	1,455,000.00	0.00	1,005,000.00	0.00	450,000.00	0.00	4,365,000.00	0.00	7.73%
21375100	E-10104	ALQUILER Y DERECHOS P	34,600,000.00	34,600,000.00	8,650,000.00	0.00	2,833,281.00	0.00	0.00	0.00	31,766,719.00	5,816,719.00	0.00%
21375100	E-10199	OTROS ALQUILERES	1,000,000.00	1,000,000.00	250,000.00	0.00	0.00	0.00	0.00	0.00	1,000,000.00	250,000.00	0.00%
21375100	E-102	SERVICIOS BASICOS	27,240,000.00	27,240,000.00	6,610,000.00	0.00	1,630,408.45	0.00	0.00	0.00	25,609,591.55	4,979,591.55	0.00%
21375100	E-10201	SERVICIO DE AGUA Y ALC	3,000,000.00	3,000,000.00	750,000.00	0.00	355,431.00	0.00	0.00	0.00	2,644,569.00	394,569.00	0.00%
21375100	E-10202	SERVICIO DE ENERGIA ELI	8,000,000.00	8,000,000.00	2,000,000.00	0.00	952,305.00	0.00	0.00	0.00	7,047,695.00	1,047,695.00	0.00%
21375100	E-10203	SERVICIO DE CORREO	40,000.00	40,000.00	10,000.00	0.00	0.00	0.00	0.00	0.00	40,000.00	10,000.00	0.00%
21375100	E-10204	SERVICIO DE TELECOMUN	15,000,000.00	15,000,000.00	3,750,000.00	0.00	322,672.45	0.00	0.00	0.00	14,677,327.55	3,427,327.55	0.00%
21375100	E-10299	OTROS SERVICIOS BASICC	1,200,000.00	1,200,000.00	100,000.00	0.00	0.00	0.00	0.00	0.00	1,200,000.00	100,000.00	0.00%
21375100	E-103	SERVICIOS COMERCIALES	11,300,000.00	11,300,000.00	3,550,000.00	0.00	650,000.00	0.00	0.00	0.00	10,650,000.00	2,900,000.00	0.00%
21375100	E-10301	INFORMACION	4,000,000.00	4,000,000.00	1,500,000.00	0.00	500,000.00	0.00	0.00	0.00	3,500,000.00	1,000,000.00	0.00%
21375100	E-10302	PUBLICIDAD Y PROPAGAN	3,000,000.00	3,000,000.00	750,000.00	0.00	0.00	0.00	0.00	0.00	3,000,000.00	750,000.00	0.00%
21375100	E-10303	IMPRESION, ENCUADERN	4,000,000.00	4,000,000.00	1,000,000.00	0.00	50,000.00	0.00	0.00	0.00	3,950,000.00	950,000.00	0.00%
21375100	E-10307	SERVICIOS DE TRANSFER	300,000.00	300,000.00	300,000.00	0.00	100,000.00	0.00	0.00	0.00	200,000.00	200,000.00	0.00%
21375100	E-104	SERVICIOS DE GESTION Y	122,307,000.00	122,307,000.00	30,564,250.00	0.00	13,000,000.00	0.00	0.00	0.00	109,307,000.00	17,564,250.00	0.00%
21375100	E-10402	SERVICIOS JURIDICOS	50,000.00	50,000.00	0.00	0.00	0.00	0.00	0.00	0.00	50,000.00	0.00	0.00%
21375100	E-10403	SERVICIOS DE INGENIERIA	5,000,000.00	5,000,000.00	1,250,000.00	0.00	0.00	0.00	0.00	0.00	5,000,000.00	1,250,000.00	0.00%
21375100	E-10404	SERVICIOS EN CIENCIAS E	20,000,000.00	20,000,000.00	5,000,000.00	0.00	0.00	0.00	0.00	0.00	20,000,000.00	5,000,000.00	0.00%
21375100	E-10406	SERVICIOS GENERALES	77,257,000.00	77,257,000.00	19,314,250.00	0.00	13,000,000.00	0.00	0.00	0.00	64,257,000.00	6,314,250.00	0.00%
21375100	E-10499	OTROS SERVICIOS DE GE	20,000,000.00	20,000,000.00	5,000,000.00	0.00	0.00	0.00	0.00	0.00	20,000,000.00	5,000,000.00	0.00%
21375100	E-105	GASTOS DE VIAJE Y DE TR	8,220,000.00	8,220,000.00	2,055,000.00	0.00	1,376,700.00	0.00	159,815.00	11,515.00	6,683,485.00	518,485.00	1.94%
21375100	E-10501	TRANSPORTE DENTRO DE	220,000.00	220,000.00	55,000.00	0.00	25,000.00	0.00	0.00	11,515.00	183,485.00	18,485.00	5.23%
21375100	E-10502	VIATICOS DENTRO DEL PA	8,000,000.00	8,000,000.00	2,000,000.00	0.00	1,351,700.00	0.00	148,300.00	0.00	6,500,000.00	500,000.00	1.85%
21375100	E-106	SEGUROS, REASEGUROS	5,000,000.00	5,000,000.00	2,500,000.00	0.00	2,000,000.00	0.00	0.00	0.00	3,000,000.00	500,000.00	0.00%
21375100	E-10601	SEGUROS	5,000,000.00	5,000,000.00	2,500,000.00	0.00	2,000,000.00	0.00	0.00	0.00	3,000,000.00	500,000.00	0.00%
21375100	E-107	CAPACITACION Y PROTOC	5,000,000.00	5,000,000.00	1,750,000.00	0.00	0.00	0.00	0.00	0.00	5,000,000.00	1,750,000.00	0.00%
21375100	E-10701	ACTIVIDADES DE CAPACIT	2,000,000.00	2,000,000.00	1,000,000.00	0.00	0.00	0.00	0.00	0.00	2,000,000.00	1,000,000.00	0.00%
21375100	E-10702	ACTIVIDADES PROTOCOL	3,000,000.00	3,000,000.00	750,000.00	0.00	0.00	0.00	0.00	0.00	3,000,000.00	750,000.00	0.00%
21375100	E-108	MANTENIMIENTO Y REPAR	73,200,000.00	73,200,000.00	35,000,000.00	0.00	314,000.00	0.00	0.00	0.00	72,886,000.00	34,686,000.00	0.00%
21375100	E-10801	MANTENIMIENTO DE EDIFI	50,000,000.00	50,000,000.00	17,000,000.00	0.00	314,000.00	0.00	0.00	0.00	49,686,000.00	16,686,000.00	0.00%
21375100	E-10804	MANT. Y REPARACION DE	500,000.00	500,000.00	0.00	0.00	0.00	0.00	0.00	0.00	500,000.00	0.00	0.00%
21375100	E-10805	MANT. Y REPARACION DE	5,000,000.00	5,000,000.00	3,000,000.00	0.00	0.00	0.00	0.00	0.00	5,000,000.00	3,000,000.00	0.00%
21375100	E-10806	MANT. Y REPARACION DE	1,000,000.00	1,000,000.00	0.00	0.00	0.00	0.00	0.00	0.00	1,000,000.00	0.00	0.00%
21375100	E-10807	MANT. Y REPARACION DE	1,200,000.00	1,200,000.00	0.00	0.00	0.00	0.00	0.00	0.00	1,200,000.00	0.00	0.00%

PROGRAMA	POS. PRESUPUESTARIA	DESCRIPCION	LEY DE PRESUPUESTO	APROP. ACT	CUOTA LIBERADA	SOLICITADO	COMPROMETIDO	REC. MERCANCIA	DEVENGADO	PAGADO	DISP. PRESUPUESTO	DISP. LIBERADO	% EJECUCION TOTAL
21375100	E-10808	MANT. Y REP. DE EQUIPO I		15,000,000.00	15,000,000.00	0.00	0.00	0.00	0.00	0.00	15,000,000.00	15,000,000.00	0.00%
21375100	E-10899	MANTENIMIENTO Y REPAR		500,000.00	500,000.00	0.00	0.00	0.00	0.00	0.00	500,000.00	0.00	0.00%
21375100	E-109	IMPUESTOS		500,000.00	500,000.00	0.00	0.00	0.00	0.00	0.00	500,000.00	0.00	0.00%
21375100	E-10999	OTROS IMPUESTOS		500,000.00	500,000.00	0.00	0.00	0.00	0.00	0.00	500,000.00	0.00	0.00%

PROGRAMA	POS. PRESUPUESTARIA	DESCRIPCION	LEY DE PRESUPUESTO	APROP. ACT	CUOTA LIBERADA	SOLICITADO	COMPROMETIDO	REC. MERCANCIA	DEVENGADO	PAGADO	DISP. PRESUPUESTO	DISP. LIBERADO	% EJECUCION TOTAL	
21375100	E6070122575100	UNESCO CONVENCION PA		568,032.00	568,032.00	568,032.00	0.00	0.00	0.00	0.00	0.00	568,032.00	568,032.00	0.00%

RESUMEN DE PARTIDAS				
SUBPARTIDA/ CONCEPTO	PRESUPUESTO	EJECUTADO	SALDO	PORCENTAJE
REMUNERACIONES	787,946,090.00	86,024,697.47	701,921,392.53	10.92%
SERV. NO PERSON.	296,087,000.00	609,815.00	609,815.00	0.21%
MAT. Y SUMINIS.	25,050,000.00	84,500.00	24,965,500.00	0.34%
BIENES DURAD.	719,208,254.00	0.00	719,208,254.00	0.00%
TRANSF. CORRIEN.	8,911,000,656.00	830,539,894.76	8,080,460,761.24	9.32%
TOTAL	10,739,292,000.00	917,258,907.23	9,527,165,722.77	8.54%

RESUMEN DE PARTIDAS OPERATIVO				
SUBPARTIDA/ CONCEPTO	PRESUPUESTO OPERATIVO	EJECUTADO OPERATIVO	SALDO OPERATIVO	PORCENTAJE OPERATIVO
SERV. NO PERSON.	296,087,000.00	609,815.00	295,477,185.00	0.21%
MAT. Y SUMINIS.	25,050,000.00	84,500.00	24,965,500.00	0.34%
BIENES DURAD.	719,208,254.00	0.00	719,208,254.00	0.00%
TRANSF. CORRIEN.	82,700,000.00	159,917.00	82,540,083.00	0.19%
TOTAL	1,123,045,254.00	854,232.00	1,122,191,022.00	0.08%

PARTIDAS	Devengado	Límite	PRESUPUESTO	DEVENGADO
REMUNERACIONES	10.92%	8.33%	787,946,090.00	86,024,697.47
SERV. NO PERSON.	0.21%	8.33%	296,087,000.00	609,815.00
MAT. Y SUMINIS.	0.34%	8.33%	25,050,000.00	84,500.00
BIENES DURAD.	0.00%	8.33%	719,208,254.00	-
TRANSF. CORRIEN.	9.32%	8.33%	8,911,000,656.00	830,539,894.76

APROP. ACT OPERATIVO	DEVENGADO OPERATIVO	% EJECUCION OPERATIVO
1,123,045,254.00	854,232.00	0.08%

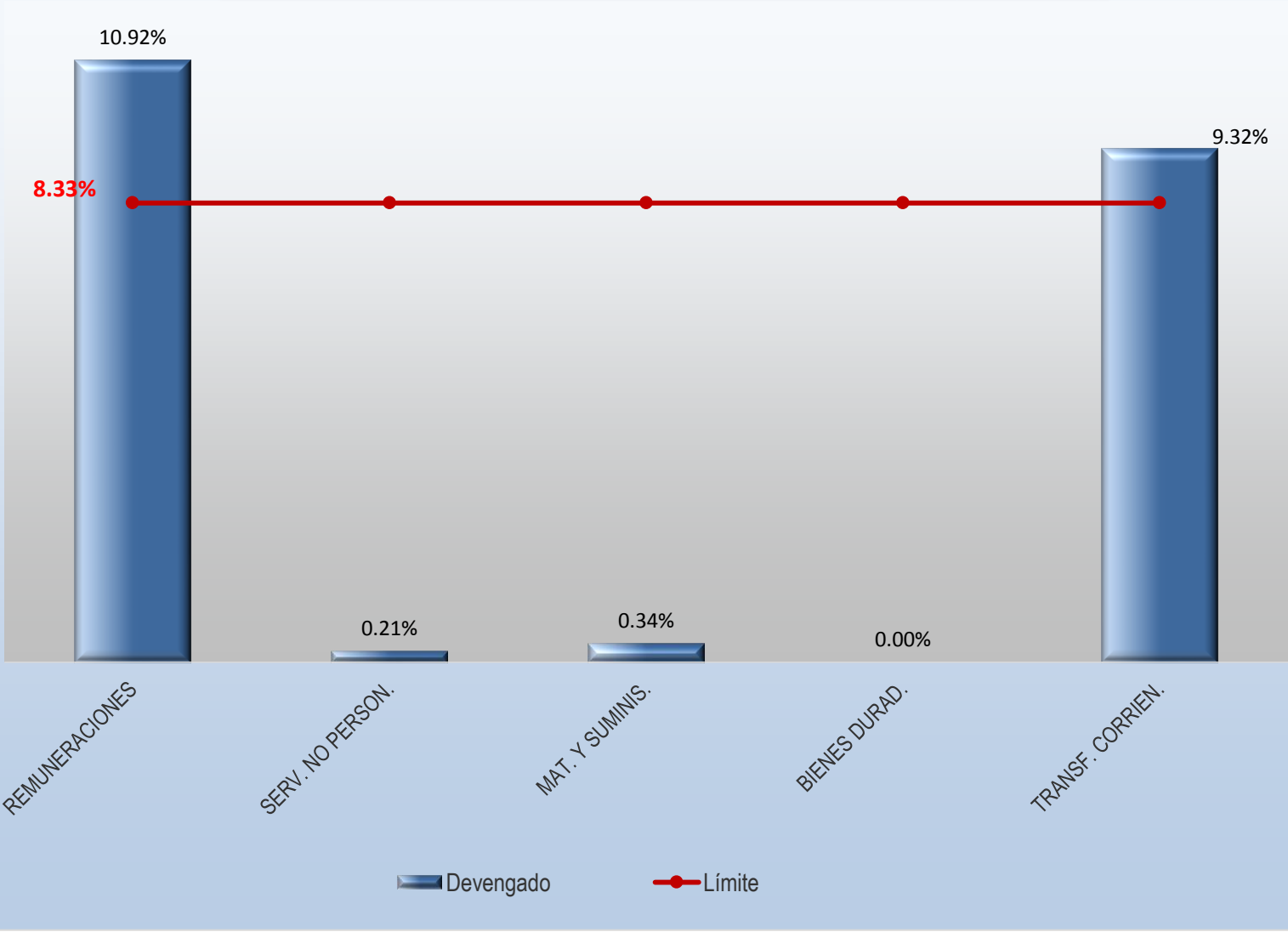
296,087,000.00	609,815.00	0.21%
41,420,000.00	450,000.00	1.09%
5,820,000.00	450,000.00	7.73%
34,600,000.00	-	0.00%
1,000,000.00	-	0
27,240,000.00	-	0.00%
3,000,000.00	-	0.00%
8,000,000.00	-	0.00%
40,000.00	-	0.00%
15,000,000.00	-	0.00%
1,200,000.00	-	0.00%
11,300,000.00	-	0.00%
4,000,000.00	-	0.00%
3,000,000.00	-	0.00%
4,000,000.00	-	0.00%
300,000.00	-	0.00%
122,307,000.00	-	0.00%
50,000.00	-	0.00%
5,000,000.00	-	0.00%
20,000,000.00	-	0.00%
77,257,000.00	-	0.00%
20,000,000.00	-	0.00%
8,220,000.00	159,815.00	1.94%
220,000.00	11,515.00	5.23%
8,000,000.00	148,300.00	1.85%
5,000,000.00	-	0.00%
5,000,000.00	-	0.00%
5,000,000.00	-	0.00%
2,000,000.00	-	0.00%
3,000,000.00	-	0.00%
73,200,000.00	-	0.00%
50,000,000.00	-	0.00%
500,000.00	-	0.00%
5,000,000.00	-	0.00%
1,000,000.00	-	0.00%
1,200,000.00	-	0.00%

APROP. ACT OPERATIVO	DEVENGADO OPERATIVO	% EJECUCION OPERATIVO
15,000,000.00	-	0.00%
500,000.00	-	0.00%
500,000.00	-	0.00%
500,000.00	-	0.00%

APROP. ACT OPERATIVO	DEVENGADO OPERATIVO	% EJECUCION OPERATIVO
1,900,000.00	-	0.00%
400,000.00	-	0.00%
1,500,000.00	-	0.00%
25,050,000.00	84,500.00	0.34%
8,900,000.00	84,500.00	0.00%
4,000,000.00	84,500.00	2.11%
150,000.00	-	0.00%
4,750,000.00	-	0.00%
500,000.00	-	0.00%
500,000.00	-	0.00%
3,900,000.00	-	0.00%
100,000.00	-	0.00%
3,500,000.00	-	0.00%
300,000.00	-	0.00%
5,500,000.00	-	0.00%
3,500,000.00	-	0.00%
2,000,000.00	-	0.00%
6,250,000.00	-	0.00%
400,000.00	-	0.00%
1,150,000.00	-	0.00%
2,000,000.00	-	0.00%
1,000,000.00	-	0.00%
100,000.00	-	0.00%
1,300,000.00	-	0.00%
300,000.00	-	0.00%
719,208,254.00	-	0.00%
645,508,254.00	-	0.00%
517,854,828.00	-	0.00%
127,653,426.00	-	0.00%
65,200,000.00	-	0.00%
500,000.00	-	0.00%
5,000,000.00	-	0.00%
500,000.00	-	0.00%
57,000,000.00	-	0.00%
2,200,000.00	-	0.00%
8,500,000.00	-	0.00%
3,500,000.00	-	0.00%
5,000,000.00	-	0.00%
82,700,000.00	159,917.00	0.19%
32,000,000.00	-	0.00%
32,000,000.00	-	0.00%
50,700,000.00	159,917.00	0.32%
45,700,000.00	-	0.00%
5,000,000.00	159,917.00	3.20%

APROP. ACT OPERATIVO	DEVENGADO OPERATIVO	% EJECUCION OPERATIVO
-------------------------	------------------------	--------------------------

**EJECUCION PRESUPUESTARIA
751 CONSERVACION DEL PATR. HIST. Y CULTURAL
LIQUIDACION AL 31 DE ENERO DEL 2018**



PROGRAMA	POS. PRESUPUESTARIA	DESCRIPCION	LEY DE PRESUPUESTO	APROP. ACT	CUOTA LIBERADA	SOLICITADO	COMPROMETIDO	REC. MERCANCIA	DEVENGADO	PAGADO	DISP. PRESUPUESTO	DISP. LIBERADO	% EJECUCION TOTAL	APROP. ACT OPERATIVO
21375300	E-19905	DEDUCIBLES		600,000.00	150,000.00	0.00	0.00	0.00	0.00	0.00	600,000.00	150,000.00	0.00%	600,000.00
21375300	E-2	MATERIALES Y SUMIN		28,150,000.00	7,792,831.00	0.00	3,033,900.58	0.00	446,430.00	446,430.00	24,669,669.42	4,312,500.42	1.59%	28,150,000.00
21375300	E-201	PRODUCTOS QUIMICC		12,500,000.00	4,105,331.00	0.00	3,033,900.58	0.00	446,430.00	446,430.00	9,019,669.42	625,000.42	3.57%	12,500,000.00
21375300	E-20101	COMBUSTIBLES Y LUE		10,000,000.00	3,480,331.00	0.00	3,033,900.58	0.00	446,430.00	446,430.00	6,519,669.42	0.42	4.46%	10,000,000.00
21375300	E-20104	TINTAS, PINTURAS Y C		2,500,000.00	625,000.00	0.00	0.00	0.00	0.00	0.00	2,500,000.00	625,000.00	0.00%	2,500,000.00
21375300	E-202	ALIMENTOS Y PRODU		1,000,000.00	250,000.00	0.00	0.00	0.00	0.00	0.00	1,000,000.00	250,000.00	0.00%	1,000,000.00
21375300	E-20203	ALIMENTOS Y BEBIDA		1,000,000.00	250,000.00	0.00	0.00	0.00	0.00	0.00	1,000,000.00	250,000.00	0.00%	1,000,000.00
21375300	E-203	MATERIALES Y PROD I		1,400,000.00	125,000.00	0.00	0.00	0.00	0.00	0.00	1,400,000.00	125,000.00	0.00%	1,400,000.00

PROGRAMA	POS. PRESUPUESTARIA	DESCRIPCION	LEY DE PRESUPUESTO	APROP. ACT	CUOTA LIBERADA	SOLICITADO	COMPROMETIDO	REC. MERCANCIA	DEVENGADO	PAGADO	DISP. PRESUPUESTO	DISP. LIBERADO	% EJECUCION TOTAL	APROP. ACT OPERATIVO
21375300	E-20301	MATERIALES Y PRODU	400,000.00	400,000.00	0.00	0.00	0.00	0.00	0.00	0.00	400,000.00	0.00	0.00%	400,000.00
21375300	E-20304	MAT. Y PROD. ELECTR	500,000.00	500,000.00	125,000.00	0.00	0.00	0.00	0.00	0.00	500,000.00	125,000.00	0.00%	500,000.00
21375300	E-20399	OTROS MAT. Y PROD.I	500,000.00	500,000.00	0.00	0.00	0.00	0.00	0.00	0.00	500,000.00	0.00	0.00%	500,000.00
21375300	E-204	HERRAMIENTAS, REPI	2,250,000.00	2,250,000.00	562,500.00	0.00	0.00	0.00	0.00	0.00	2,250,000.00	562,500.00	0.00%	2,250,000.00
21375300	E-20402	REPUESTOS Y ACCES	2,250,000.00	2,250,000.00	562,500.00	0.00	0.00	0.00	0.00	0.00	2,250,000.00	562,500.00	0.00%	2,250,000.00
21375300	E-299	UTILES, MATERIALES	11,000,000.00	11,000,000.00	2,750,000.00	0.00	0.00	0.00	0.00	0.00	11,000,000.00	2,750,000.00	0.00%	11,000,000.00
21375300	E-29901	UTILES Y MATERIALES	5,000,000.00	5,000,000.00	1,250,000.00	0.00	0.00	0.00	0.00	0.00	5,000,000.00	1,250,000.00	0.00%	5,000,000.00
21375300	E-29903	PRODUCTOS DE PAPE	5,000,000.00	5,000,000.00	1,250,000.00	0.00	0.00	0.00	0.00	0.00	5,000,000.00	1,250,000.00	0.00%	5,000,000.00
21375300	E-29905	UTILES Y MATERIALES	1,000,000.00	1,000,000.00	250,000.00	0.00	0.00	0.00	0.00	0.00	1,000,000.00	250,000.00	0.00%	1,000,000.00
21375300	E-5	BIENES DURADEROS	0.00	0.00	0.00	0.00	87,967.80	0.00	0.00	0.00	-87,967.80	-87,967.80	#¡DIV/0!	-
21375300	E-501	MAQUINARIA, EQUIPO	0.00	0.00	0.00	0.00	87,967.80	0.00	0.00	0.00	-87,967.80	-87,967.80	#¡DIV/0!	-
21375300	E-50102	EQUIPO DE TRANSPOR	0.00	0.00	0.00	0.00	87,967.80	0.00	0.00	0.00	-87,967.80	-87,967.80	#¡DIV/0!	-
21375300	E-6	TRANSFERENCIAS CC	572,118,358.00	572,118,358.00	164,001,255.00	0.00	116,796,767.03	0.00	14,354,815.97	14,354,815.97	440,966,775.00	32,849,672.00	2.51%	455,500,000.00
21375300	E-601	TRANSFERENCIAS CO	96,908,358.00	96,908,358.00	28,916,255.00	0.00	15,386,767.03	0.00	13,529,487.97	13,529,487.97	67,992,103.00	0.00	13.96%	
21375300	E6010231075300	CASA DE LA CULTURA	90,656,137.00	90,656,137.00	22,664,034.00	0.00	9,468,169.10	0.00	13,195,864.90	13,195,864.90	67,992,103.00	0.00	14.56%	
21375300	E6010320075300	CCSS CONTRIBUCION	4,363,383.00	4,363,383.00	4,363,383.00	0.00	4,130,248.81	0.00	233,134.19	233,134.19	0.00	0.00	5.34%	
21375300	E6010320275300	CCSS CONTRIBUCION	1,888,838.00	1,888,838.00	1,888,838.00	0.00	1,788,349.12	0.00	100,488.88	100,488.88	0.00	0.00	5.32%	
21375300	E-602	TRANSFERENCIAS CO	385,000,000.00	385,000,000.00	96,250,000.00	0.00	96,250,000.00	0.00	0.00	0.00	288,750,000.00	0.00	0.00%	385,000,000.00
21375300	E-60299	OTRAS TRANSFEREN	385,000,000.00	385,000,000.00	96,250,000.00	0.00	96,250,000.00	0.00	0.00	0.00	288,750,000.00	0.00	0.00%	385,000,000.00
21375300	E-603	PRESTACIONES	70,500,000.00	70,500,000.00	19,125,000.00	0.00	0.00	0.00	825,328.00	825,328.00	69,674,672.00	18,299,672.00	1.17%	70,500,000.00
21375300	E-60301	PRESTACIONES LEGA	68,500,000.00	68,500,000.00	17,125,000.00	0.00	0.00	0.00	0.00	0.00	68,500,000.00	17,125,000.00	0.00%	68,500,000.00
21375300	E-60399	OTRAS PRESTACIONE	2,000,000.00	2,000,000.00	2,000,000.00	0.00	0.00	0.00	825,328.00	825,328.00	1,174,672.00	1,174,672.00	41.27%	2,000,000.00
21375300	E-604	TRANSF. C.TES A ENT	5,160,000.00	5,160,000.00	5,160,000.00	0.00	5,160,000.00	0.00	0.00	0.00	0.00	0.00	0.00%	
21375300	E6040120075300	ASOCIACION CENTRO	5,160,000.00	5,160,000.00	5,160,000.00	0.00	5,160,000.00	0.00	0.00	0.00	0.00	0.00	0.00%	
21375300	E-607	TRANSFERENCIAS CO	14,550,000.00	14,550,000.00	14,550,000.00	0.00	0.00	0.00	0.00	0.00	14,550,000.00	14,550,000.00	0.00%	
21375300	E6070120075300	PROGRAMA IBEROAMI	14,550,000.00	14,550,000.00	14,550,000.00	0.00	0.00	0.00	0.00	0.00	14,550,000.00	14,550,000.00	0.00%	

RESUMEN DE PARTIDAS				
SUBPARTIDA/ CONCEPTO	PRESUPUESTO	EJECUTADO	SALDO	PORCENTAJE
REMUNERACIONES	964,579,642.00	85,342,504.65	879,237,137.35	8.85%
SERV. NO PERSON.	546,300,000.00	308,979.00	545,991,021.00	0.06%
MAT. Y SUMINIS.	28,150,000.00	446,430.00	27,703,570.00	1.59%
BIENES DURAD.	0.00	0.00	0.00	0.00%
TRANSF. CORRIEN.	572,118,358.00	14,354,815.97	557,763,542.03	2.51%
TOTAL	2,111,148,000.00	100,452,729.62	2,010,695,270.38	4.76%

RESUMEN DE PARTIDAS				
SUBPARTIDA/ CONCEPTO	PRESUPUESTO OPERATIVO	EJECUTADO OPERATIVO	SALDO OPERATIVO	PORCENTAJE OPERATIVO
SERV. NO PERSON.	546,300,000.00	308,979.00	545,991,021.00	0.06%
MAT. Y SUMINIS.	28,150,000.00	446,430.00	27,703,570.00	1.59%
BIENES DURAD.	0.00	0.00	0.00	0.00%
TRANSF. CORRIEN.	455,500,000.00	14,354,815.97	441,145,184.03	3.15%
TOTAL	1,029,950,000.00	15,110,224.97	1,014,839,775.03	1.47%

PARTIDAS Devengado Límite PRESUPUESTO DEVENGADO

PROGRAMA	POS. PRESUPUESTARIA	DESCRIPCION	LEY DE PRESUPUESTO	APROP. ACT	CUOTA LIBERADA	SOLICITADO	COMPROMETIDO	REC. MERCANCIA	DEVENGADO	PAGADO	DISP. PRESUPUESTO	DISP. LIBERADO	% EJECUCION TOTAL	APROP. ACT OPERATIVO
		REMUNERACIONES	8.85%	8.33%	964,579,642.00	85,342,504.65								
		SERV. NO PERSON	0.06%	8.33%	546,300,000.00	308,979.00								
		MAT. Y SUMINIS.	1.59%	8.33%	28,150,000.00	446,430.00								
		BIENES DURAD.	#¡DIV/0!	8.33%	-	-								
		TRANSF. CORRIEN.	2.51%	8.33%	572,118,358.00	14,354,815.97								

DEVENGADO OPERATIVO	% EJECUCION OPERATIVO
-	0.00%
446,430.00	1.59%
446,430.00	3.57%
446,430.00	4.46%
-	0.00%
-	0.00%
-	0.00%
-	0.00%

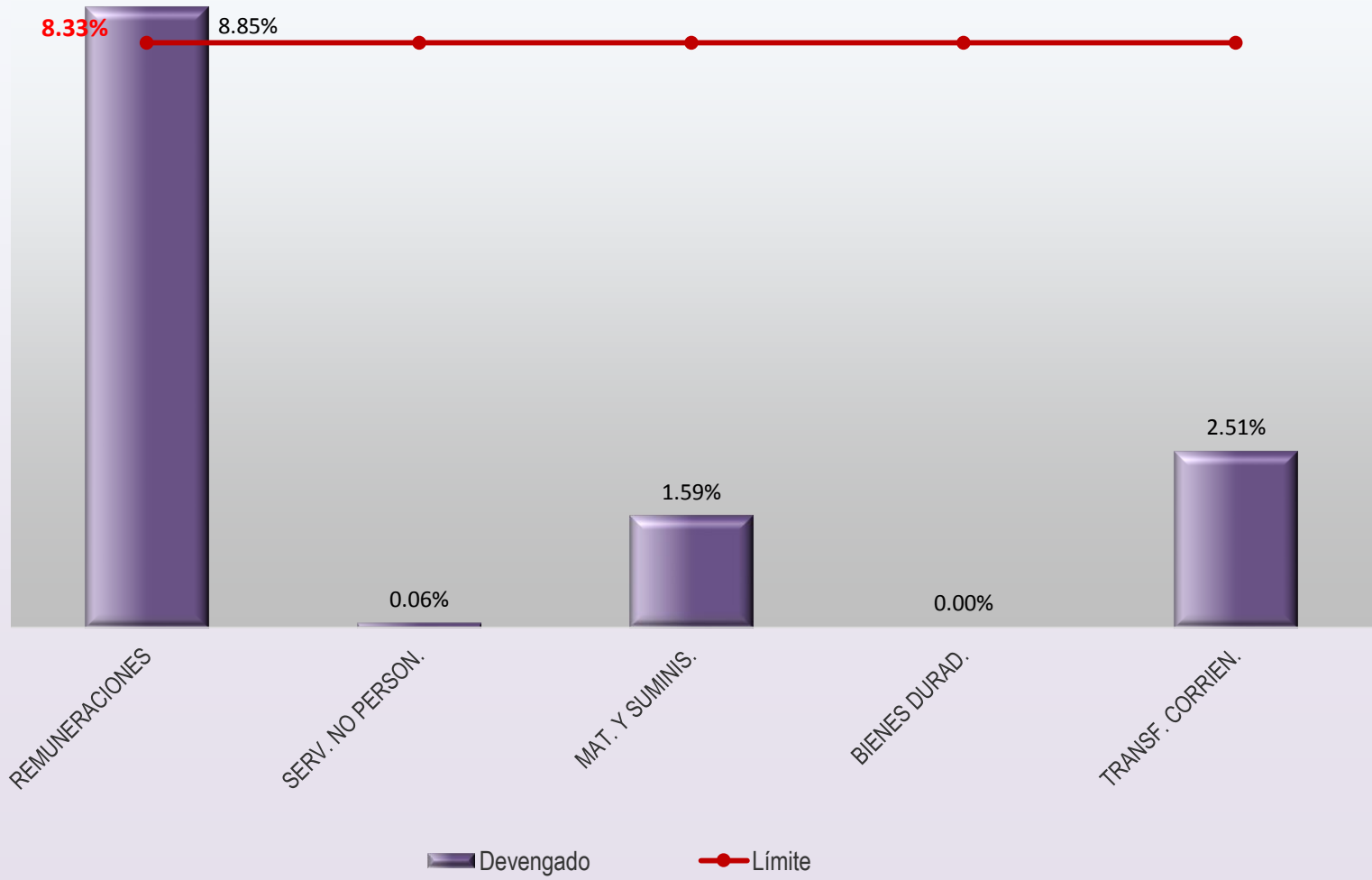
DEVENGADO OPERATIVO	% EJECUCION OPERATIVO
---------------------	-----------------------

-	0.00%
-	0.00%
-	0.00%
-	0.00%
-	0.00%
-	0.00%
-	0.00%
-	0.00%
-	0.00%
-	0.00%
-	#¡DIV/0!
-	#¡DIV/0!
-	#¡DIV/0!
14,354,815.97	3.15%

-	0.00%
-	0.00%
825,328.00	1.17%
-	0.00%
825,328.00	41.27%

DEVENGADO OPERATIVO	% EJECUCION OPERATIVO
------------------------	--------------------------

**EJECUCION PRESUPUESTARIA
753 GESTION Y DESARROLLO CULTURAL
LIQUIDACION AL 31 DE ENERO DEL 2018**



MINISTERIO DE HACIENDA - CONTABILIDAD NACIONAL
 INFORME DE PRESUPUESTO DE EGRESOS
 PROGRAMA 755 SISTEMA NACIONAL DE BIBLIOTECAS
 LIQUIDACION AL 31 DE ENERO DEL 2018

PROGRAMA	POS. PRESUPUESTARIA	DESCRIPCION	LEY DE PRESUPUESTO	APROP. ACT	CUOTA LIBERADA	SOLICITADO	COMPROMETIDO	REC. MERCANCIA	DEVENGADO	PAGADO	DISP. PRESUPUESTO	DISP. LIBERADO	% EJECUCION TOTAL	APROP. ACT OPERATIVO
21375500			10,554,314,000.00	10,554,314,000.00	7,688,475,133.00	2,084,657.44	1,152,600,241.89	0.00	387,339,134.33	379,465,488.83	9,012,289,966.34	6,146,451,099.34	3.67%	3,042,782,778.00
21375500	E-0	REMUNERACIONES	7,450,752,200.00	7,450,752,200.00	7,450,752,200.00	0.00	1,064,240,297.00	0.00	377,191,247.22	377,191,247.22	6,009,320,655.78	6,009,320,655.78	5.06%	
21375500	E-001	REMUNERACIONES BASIC.	2,677,062,384.00	2,677,062,384.00	2,677,062,384.00	0.00	0.00	0.00	88,853,159.07	88,853,159.07	2,588,209,224.93	2,588,209,224.93	3.32%	
21375500	E-00101	SUELDOS PARA CARGOS F	2,669,657,384.00	2,669,657,384.00	2,669,657,384.00	0.00	0.00	0.00	88,221,247.40	88,221,247.40	2,581,436,136.60	2,581,436,136.60	3.30%	
21375500	E-00105	SUPLENCIAS	7,405,000.00	7,405,000.00	7,405,000.00	0.00	0.00	0.00	631,911.67	631,911.67	6,773,088.33	6,773,088.33	8.53%	
21375500	E-002	REMUNERACIONES EVENT	7,787,000.00	7,787,000.00	7,787,000.00	0.00	0.00	0.00	593,862.00	593,862.00	7,193,138.00	7,193,138.00	7.63%	
21375500	E-00201	TIEMPO EXTRAORDINARIC	7,787,000.00	7,787,000.00	7,787,000.00	0.00	0.00	0.00	593,862.00	593,862.00	7,193,138.00	7,193,138.00	7.63%	
21375500	E-003	INCENTIVOS SALARIALES	3,654,662,749.00	3,654,662,749.00	3,654,662,749.00	0.00	0.00	0.00	240,744,456.15	240,744,456.15	3,413,918,292.85	3,413,918,292.85	6.59%	
21375500	E-00301	RETRIBUCION POR AÑOS :	1,495,319,813.00	1,495,319,813.00	1,495,319,813.00	0.00	0.00	0.00	38,923,375.10	38,923,375.10	1,456,396,437.90	1,456,396,437.90	2.60%	
21375500	E-00302	RESTRICCION AL EJERCIC	1,146,269,063.00	1,146,269,063.00	1,146,269,063.00	0.00	0.00	0.00	29,333,809.78	29,333,809.78	1,116,935,253.22	1,116,935,253.22	2.56%	
21375500	E-00304	SALARIO ESCOLAR	417,463,737.00	417,463,737.00	417,463,737.00	0.00	0.00	0.00	164,135,500.10	164,135,500.10	253,328,236.90	253,328,236.90	39.32%	
21375500	E-00399	OTROS INCENTIVOS SALAI	125,621,000.00	125,621,000.00	125,621,000.00	0.00	0.00	0.00	8,351,771.17	8,351,771.17	117,269,228.83	117,269,228.83	6.65%	
21375500	E-00303	DECIMOTERCER MES	469,989,136.00	469,989,136.00	469,989,136.00	0.00	0.00	0.00	0.00	0.00	469,989,136.00	469,989,136.00	0.00%	
21375500	E-004	CONTRIB. PATRONALES AI	570,860,095.00	570,860,095.00	570,860,095.00	0.00	547,153,409.00	0.00	23,706,686.00	23,706,686.00	0.00	0.00	4.15%	
21375500	E0040120075500	CCSS CONTRIBUCION PAT	542,930,878.00	542,930,878.00	542,930,878.00	0.00	520,439,891.00	0.00	22,490,987.00	22,490,987.00	0.00	0.00	4.14%	
21375500	E0040520075500	BANCO POPULAR Y DE DE	27,929,217.00	27,929,217.00	27,929,217.00	0.00	26,713,518.00	0.00	1,215,699.00	1,215,699.00	0.00	0.00	4.35%	
21375500	E-005	CONTRIB PATRONALES A I	540,379,972.00	540,379,972.00	540,379,972.00	0.00	517,086,888.00	0.00	23,293,084.00	23,293,084.00	0.00	0.00	4.31%	
21375500	E0050120075500	CCSS CONTRIBUCION PAT	291,360,192.00	291,360,192.00	291,360,192.00	0.00	279,008,385.00	0.00	12,351,807.00	12,351,807.00	0.00	0.00	4.24%	
21375500	E0050220075500	CCSS APORTE PATRONAL	83,787,650.00	83,787,650.00	83,787,650.00	0.00	80,140,559.00	0.00	3,647,091.00	3,647,091.00	0.00	0.00	4.35%	
21375500	E0050320075500	CCSS APORTE PATRONAL	165,232,130.00	165,232,130.00	165,232,130.00	0.00	157,937,944.00	0.00	7,294,186.00	7,294,186.00	0.00	0.00	4.41%	
21375500	E-1	SERVICIOS	466,722,000.00	466,722,000.00	123,194,500.00	760,000.00	38,638,245.50	0.00	7,969,557.50	95,912.00	419,354,197.00	75,826,697.00	1.71%	466,722,000.00
21375500	E-101	ALQUILERES	500,000.00	500,000.00	125,000.00	0.00	0.00	0.00	0.00	0.00	500,000.00	125,000.00	0.00%	500,000.00
21375500	E-10199	OTROS ALQUILERES	500,000.00	500,000.00	125,000.00	0.00	0.00	0.00	0.00	0.00	500,000.00	125,000.00	0.00%	500,000.00
21375500	E-102	SERVICIOS BASICOS	114,199,000.00	114,199,000.00	33,549,750.00	0.00	18,822,342.50	0.00	4,973,645.50	0.00	90,403,012.00	9,753,762.00	4.36%	114,199,000.00
21375500	E-10201	SERVICIO DE AGUA Y ALC	31,500,000.00	31,500,000.00	7,875,000.00	0.00	214,388.00	0.00	967,871.00	0.00	30,317,741.00	6,692,741.00	3.07%	31,500,000.00
21375500	E-10202	SERVICIO DE ENERGIA ELI	49,750,000.00	49,750,000.00	12,437,500.00	0.00	7,167,221.65	0.00	3,563,758.20	0.00	39,019,020.15	1,706,520.15	7.16%	49,750,000.00
21375500	E-10203	SERVICIO DE CORREO	69,000.00	69,000.00	17,250.00	0.00	16,000.00	0.00	0.00	0.00	53,000.00	1,250.00	0.00%	69,000.00
21375500	E-10204	SERVICIO DE TELECOMUN	30,000,000.00	30,000,000.00	12,500,000.00	0.00	11,409,312.85	0.00	442,016.30	0.00	18,148,670.85	648,670.85	1.47%	30,000,000.00
21375500	E-10299	OTROS SERVICIOS BASICC	2,880,000.00	2,880,000.00	720,000.00	0.00	15,420.00	0.00	0.00	0.00	2,864,580.00	704,580.00	0.00%	2,880,000.00
21375500	E-103	SERVICIOS COMERCIALES	16,190,000.00	16,190,000.00	4,047,500.00	0.00	209,000.00	0.00	0.00	0.00	15,981,000.00	3,838,500.00	0.00%	16,190,000.00
21375500	E-10301	INFORMACION	1,560,000.00	1,560,000.00	390,000.00	0.00	100,000.00	0.00	0.00	0.00	1,460,000.00	290,000.00	0.00%	1,560,000.00
21375500	E-10302	PUBLICIDAD Y PROPAGAN	3,000,000.00	3,000,000.00	750,000.00	0.00	0.00	0.00	0.00	0.00	3,000,000.00	750,000.00	0.00%	3,000,000.00
21375500	E-10303	IMPRESION, ENCUADERNA	1,500,000.00	1,500,000.00	375,000.00	0.00	109,000.00	0.00	0.00	0.00	1,391,000.00	266,000.00	0.00%	1,500,000.00
21375500	E-10304	TRANSPORTE DE BIENES	300,000.00	300,000.00	75,000.00	0.00	0.00	0.00	0.00	0.00	300,000.00	75,000.00	0.00%	300,000.00
21375500	E-10305	SERVICIOS ADUANEROS	330,000.00	330,000.00	82,500.00	0.00	0.00	0.00	0.00	0.00	330,000.00	82,500.00	0.00%	330,000.00
21375500	E-10307	SERVICIOS DE TRANSFERI	9,500,000.00	9,500,000.00	2,375,000.00	0.00	0.00	0.00	0.00	0.00	9,500,000.00	2,375,000.00	0.00%	9,500,000.00
21375500	E-104	SERVICIOS DE GESTION Y	150,000,000.00	150,000,000.00	44,500,000.00	0.00	14,467,815.00	0.00	0.00	0.00	135,532,185.00	30,032,185.00	0.00%	150,000,000.00
21375500	E-10405	SERVICIO DE DESARROLLI	15,000,000.00	15,000,000.00	3,750,000.00	0.00	0.00	0.00	0.00	0.00	15,000,000.00	3,750,000.00	0.00%	15,000,000.00
21375500	E-10406	SERVICIOS GENERALES	100,000,000.00	100,000,000.00	32,000,000.00	0.00	7,645,815.00	0.00	0.00	0.00	92,354,185.00	24,354,185.00	0.00%	100,000,000.00
21375500	E-10499	OTROS SERVICIOS DE GE	35,000,000.00	35,000,000.00	8,750,000.00	0.00	6,822,000.00	0.00	0.00	0.00	28,178,000.00	1,928,000.00	0.00%	35,000,000.00
21375500	E-105	GASTOS DE VIAJE Y DE TF	10,000,000.00	10,000,000.00	2,500,000.00	0.00	2,104,088.00	0.00	95,912.00	95,912.00	7,800,000.00	300,000.00	0.96%	10,000,000.00
21375500	E-10501	TRANSPORTE DENTRO DE	900,000.00	900,000.00	225,000.00	0.00	183,838.00	0.00	16,162.00	16,162.00	700,000.00	25,000.00	1.80%	900,000.00
21375500	E-10502	VIATICOS DENTRO DEL PA	9,100,000.00	9,100,000.00	2,275,000.00	0.00	1,920,250.00	0.00	79,750.00	79,750.00	7,100,000.00	275,000.00	0.88%	9,100,000.00
21375500	E-106	SEGUROS, REASEGUROS	40,502,000.00	40,502,000.00	5,125,500.00	0.00	0.00	0.00	0.00	0.00	40,502,000.00	5,125,500.00	0.00%	40,502,000.00
21375500	E-10601	SEGUROS	40,502,000.00	40,502,000.00	5,125,500.00	0.00	0.00	0.00	0.00	0.00	40,502,000.00	5,125,500.00	0.00%	40,502,000.00
21375500	E-107	CAPACITACION Y PROTOC	1,000,000.00	1,000,000.00	250,000.00	760,000.00	0.00	0.00	0.00	0.00	240,000.00	-510,000.00	0.00%	1,000,000.00
21375500	E-10701	ACTIVIDADES DE CAPACIT	1,000,000.00	1,000,000.00	250,000.00	0.00	0.00	0.00	0.00	0.00	1,000,000.00	250,000.00	0.00%	1,000,000.00
21375500	E-10702	ACTIVIDADES PROTOCOLA	0.00	0.00	0.00	760,000.00	0.00	0.00	0.00	0.00	-760,000.00	-760,000.00	#DIV/0!	-
21375500	E-108	MANTENIMIENTO Y REPAR	130,007,000.00	130,007,000.00	32,396,750.00	0.00	3,035,000.00	0.00	2,900,000.00	0.00	124,072,000.00	26,461,750.00	2.23%	130,007,000.00

PROGRAMA	POS. PRESUPUESTARIA	DESCRIPCION	LEY DE PRESUPUESTO	APROP. ACT	CUOTA LIBERADA	SOLICITADO	COMPROMETIDO	REC. MERCANCIA	DEVENGADO	PAGADO	DISP. PRESUPUESTO	DISP. LIBERADO	% EJECUCION TOTAL	APROP. ACT OPERATIVO
21375500	E-10801	MANTENIMIENTO DE EDIFI	95,000,000.00	95,000,000.00	23,750,000.00	0.00	215,000.00	0.00	0.00	0.00	94,785,000.00	23,535,000.00	0.00%	95,000,000.00
21375500	E-10804	MANT. Y REPARACION DE	1,687,000.00	1,687,000.00	421,750.00	0.00	270,000.00	0.00	0.00	0.00	1,417,000.00	151,750.00	0.00%	1,687,000.00
21375500	E-10805	MANT. Y REPARACION DE	3,000,000.00	3,000,000.00	750,000.00	0.00	450,000.00	0.00	0.00	0.00	2,550,000.00	300,000.00	0.00%	3,000,000.00
21375500	E-10806	MANT. Y REPARACION DE	1,900,000.00	1,900,000.00	475,000.00	0.00	0.00	0.00	0.00	0.00	1,900,000.00	475,000.00	0.00%	1,900,000.00
21375500	E-10807	MANT. Y REPARACION DE	8,000,000.00	8,000,000.00	2,000,000.00	0.00	0.00	0.00	0.00	0.00	8,000,000.00	2,000,000.00	0.00%	8,000,000.00
21375500	E-10808	MANT. Y REP. DE EQUIPO	20,000,000.00	20,000,000.00	5,000,000.00	0.00	2,100,000.00	0.00	2,900,000.00	0.00	15,000,000.00	0.00	14.50%	20,000,000.00
21375500	E-10899	MANTENIMIENTO Y REPAR	420,000.00	420,000.00	0.00	0.00	0.00	0.00	0.00	0.00	420,000.00	0.00	0.00%	420,000.00
21375500	E-109	IMPUESTOS	650,000.00	650,000.00	0.00	0.00	0.00	0.00	0.00	0.00	650,000.00	0.00	0.00%	650,000.00
21375500	E-10999	OTROS IMPUESTOS	650,000.00	650,000.00	0.00	0.00	0.00	0.00	0.00	0.00	650,000.00	0.00	0.00%	650,000.00
21375500	E-199	SERVICIOS DIVERSOS	3,674,000.00	3,674,000.00	700,000.00	0.00	0.00	0.00	0.00	0.00	3,674,000.00	700,000.00	0.00%	3,674,000.00
21375500	E-19902	INTERESES MORATORIOS	666,000.00	666,000.00	0.00	0.00	0.00	0.00	0.00	0.00	666,000.00	0.00	0.00%	666,000.00
21375500	E-19905	DEDUCIBLES	2,800,000.00	2,800,000.00	700,000.00	0.00	0.00	0.00	0.00	0.00	2,800,000.00	700,000.00	0.00%	2,800,000.00

PROGRAMA	POS. PRESUPUESTARIA	DESCRIPCION	LEY DE PRESUPUESTO	APROP. ACT	CUOTA LIBERADA	SOLICITADO	COMPROMETIDO	REC. MERCANCIA	DEVENGADO	PAGADO	DISP. PRESUPUESTO	DISP. LIBERADO	% EJECUCION TOTAL	APROP. ACT OPERATIVO
21375500	E-19999	OTROS SERVICIOS NO ES	208,000.00	208,000.00	0.00	0.00	0.00	0.00	0.00	0.00	208,000.00	0.00	0.00%	208,000.00
21375500	E-2	MATERIALES Y SUMINIST	98,280,000.00	98,280,000.00	23,982,500.00	1,324,657.44	9,963,035.00	0.00	0.00	0.00	86,992,307.56	12,694,807.56	0.00%	98,280,000.00
21375500	E-201	PRODUCTOS QUIMICOS Y	22,850,000.00	22,850,000.00	5,125,000.00	730,657.44	190,035.00	0.00	0.00	0.00	21,929,307.56	4,204,307.56	0.00%	22,850,000.00
21375500	E-20101	COMBUSTIBLES Y LUBRIC	5,500,000.00	5,500,000.00	1,375,000.00	0.00	0.00	0.00	0.00	0.00	5,500,000.00	1,375,000.00	0.00%	5,500,000.00
21375500	E-20102	PRODUCTOS FARMACEUT	350,000.00	350,000.00	0.00	0.00	0.00	0.00	0.00	0.00	350,000.00	0.00	0.00%	350,000.00
21375500	E-20104	TINTAS, PINTURAS Y DILU'	15,000,000.00	15,000,000.00	3,750,000.00	730,657.44	190,035.00	0.00	0.00	0.00	14,079,307.56	2,829,307.56	0.00%	15,000,000.00
21375500	E-20199	OTROS PRODUCTOS QUIM	2,000,000.00	2,000,000.00	0.00	0.00	0.00	0.00	0.00	0.00	2,000,000.00	0.00	0.00%	2,000,000.00
21375500	E-203	MATERIALES Y PROD DE L	7,050,000.00	7,050,000.00	1,762,500.00	0.00	0.00	0.00	0.00	0.00	7,050,000.00	1,762,500.00	0.00%	7,050,000.00
21375500	E-20301	MATERIALES Y PRODUCTC	1,000,000.00	1,000,000.00	250,000.00	0.00	0.00	0.00	0.00	0.00	1,000,000.00	250,000.00	0.00%	1,000,000.00
21375500	E-20303	MADERA Y SUS DERIVADC	500,000.00	500,000.00	125,000.00	0.00	0.00	0.00	0.00	0.00	500,000.00	125,000.00	0.00%	500,000.00
21375500	E-20304	MAT. Y PROD. ELECTRICO	4,000,000.00	4,000,000.00	1,000,000.00	0.00	0.00	0.00	0.00	0.00	4,000,000.00	1,000,000.00	0.00%	4,000,000.00
21375500	E-20306	MATERIALES Y PRODUCTC	250,000.00	250,000.00	62,500.00	0.00	0.00	0.00	0.00	0.00	250,000.00	62,500.00	0.00%	250,000.00
21375500	E-20399	OTROS MAT. Y PROD.DE U	1,300,000.00	1,300,000.00	325,000.00	0.00	0.00	0.00	0.00	0.00	1,300,000.00	325,000.00	0.00%	1,300,000.00
21375500	E-204	HERRAMIENTAS, REPUES1	3,300,000.00	3,300,000.00	825,000.00	594,000.00	0.00	0.00	0.00	0.00	2,706,000.00	231,000.00	0.00%	3,300,000.00
21375500	E-20401	HERRAMIENTAS E INSTRU	550,000.00	550,000.00	137,500.00	0.00	0.00	0.00	0.00	0.00	550,000.00	137,500.00	0.00%	550,000.00
21375500	E-20402	REPUESTOS Y ACCESORIK	2,750,000.00	2,750,000.00	687,500.00	594,000.00	0.00	0.00	0.00	0.00	2,156,000.00	93,500.00	0.00%	2,750,000.00
21375500	E-299	UTILES, MATERIALES Y S	65,080,000.00	65,080,000.00	16,270,000.00	0.00	9,773,000.00	0.00	0.00	0.00	55,307,000.00	6,497,000.00	0.00%	65,080,000.00
21375500	E-29901	UTILES Y MATERIALES DE	5,000,000.00	5,000,000.00	1,250,000.00	0.00	0.00	0.00	0.00	0.00	5,000,000.00	1,250,000.00	0.00%	5,000,000.00
21375500	E-29903	PRODUCTOS DE PAPEL, C.	55,000,000.00	55,000,000.00	13,750,000.00	0.00	9,773,000.00	0.00	0.00	0.00	45,227,000.00	3,977,000.00	0.00%	55,000,000.00
21375500	E-29904	TEXTILES Y VESTUARIO	1,000,000.00	1,000,000.00	250,000.00	0.00	0.00	0.00	0.00	0.00	1,000,000.00	250,000.00	0.00%	1,000,000.00
21375500	E-29905	UTILES Y MATERIALES DE	3,080,000.00	3,080,000.00	770,000.00	0.00	0.00	0.00	0.00	0.00	3,080,000.00	770,000.00	0.00%	3,080,000.00
21375500	E-29906	UTILES Y MATERIALES DE	500,000.00	500,000.00	125,000.00	0.00	0.00	0.00	0.00	0.00	500,000.00	125,000.00	0.00%	500,000.00
21375500	E-29999	OTROS UTILES, MATERIAL	500,000.00	500,000.00	125,000.00	0.00	0.00	0.00	0.00	0.00	500,000.00	125,000.00	0.00%	500,000.00
21375500	E-6	TRANSFERENCIAS CORRII	2,538,559,800.00	2,538,559,800.00	90,545,933.00	0.00	39,758,664.39	0.00	2,178,329.61	2,178,329.61	2,496,622,806.00	48,608,939.00	0.00%	2,477,780,778.00
21375500	E-601	TRANSFERENCIAS CORRII	41,776,722.00	41,776,722.00	41,776,722.00	0.00	39,758,664.39	0.00	2,018,057.61	2,018,057.61	0.00	0.00	4.83%	
21375500	E6010320075500	CCSS CONTRIBUCION EST	23,639,419.00	23,639,419.00	23,639,419.00	0.00	22,229,210.07	0.00	1,410,208.93	1,410,208.93	0.00	0.00	5.97%	
21375500	E6010320275500	CCSS CONTRIBUCION EST	18,137,303.00	18,137,303.00	18,137,303.00	0.00	17,529,454.32	0.00	607,848.68	607,848.68	0.00	0.00	3.35%	
21375500	E-603	PRESTACIONES	141,067,646.00	141,067,646.00	29,766,911.00	0.00	0.00	0.00	160,272.00	160,272.00	140,907,374.00	29,606,639.00	0.11%	141,067,646.00
21375500	E-60301	PRESTACIONES LEGALES	139,067,646.00	139,067,646.00	27,766,911.00	0.00	0.00	0.00	0.00	0.00	139,067,646.00	27,766,911.00	0.00%	139,067,646.00
21375500	E-60399	OTRAS PRESTACIONES	2,000,000.00	2,000,000.00	2,000,000.00	0.00	0.00	0.00	160,272.00	160,272.00	1,839,728.00	1,839,728.00	8.01%	2,000,000.00
21375500	E-606	OTRAS TRANSFERENCIAS	2,336,713,132.00	2,336,713,132.00	0.00	0.00	0.00	0.00	0.00	0.00	2,336,713,132.00	0.00	0.00%	2,336,713,132.00
21375500	E-60601	INDEMNIZACIONES	2,336,713,132.00	2,336,713,132.00	0.00	0.00	0.00	0.00	0.00	0.00	2,336,713,132.00	0.00	0.00%	2,336,713,132.00
21375500	E-607	TRANSFERENCIAS CORRII	19,002,300.00	19,002,300.00	19,002,300.00	0.00	0.00	0.00	0.00	0.00	19,002,300.00	19,002,300.00	0.00%	
21375500	E6070120075500	ASOCIACION DE BIBLIOTEI	2,007,900.00	2,007,900.00	2,007,900.00	0.00	0.00	0.00	0.00	0.00	2,007,900.00	2,007,900.00	0.00%	
21375500	E6070147075500	CENTRO REGIONAL PARA	4,539,600.00	4,539,600.00	4,539,600.00	0.00	0.00	0.00	0.00	0.00	4,539,600.00	4,539,600.00	0.00%	
21375500	E6070154575500	PROGRAMA IBEROAMERIC	8,730,000.00	8,730,000.00	8,730,000.00	0.00	0.00	0.00	0.00	0.00	8,730,000.00	8,730,000.00	0.00%	
21375500	E6070155075500	PROGRAMA IBEROAMERIC	2,910,000.00	2,910,000.00	2,910,000.00	0.00	0.00	0.00	0.00	0.00	2,910,000.00	2,910,000.00	0.00%	
21375500	E6070221075500	NUMERO INTERNACIONAL	261,900.00	261,900.00	261,900.00	0.00	0.00	0.00	0.00	0.00	261,900.00	261,900.00	0.00%	
21375500	E6070221575500	NUMERO INTERNACIONAL	552,900.00	552,900.00	552,900.00	0.00	0.00	0.00	0.00	0.00	552,900.00	552,900.00	0.00%	

RESUMEN PARTIDAS DE GASTOS OPERATIVOS Y REMUNERACIONES				
SUBPARTIDA/ CONCEPTO	PRESUPUESTO	EJECUTADO	SALDO	PORCENTAJE
REMUNERACIONI	7,450,752,200.00	377,191,247.22	7,073,560,952.78	5.06%
SERV. NO PERSC	466,722,000.00	7,969,557.50	458,752,442.50	1.71%
MAT. Y SUMINIS.	98,280,000.00	0.00	98,280,000.00	0.00%
TRANSF. CORRIE	2,538,559,800.00	2,178,329.61	2,536,381,470.39	0.09%
TOTAL	10,554,314,000.00	387,339,134.33	10,166,974,865.67	3.67%

RESUMEN PARTIDAS DE GASTOS OPERATIVOS Y REMUNERACIONES

PROGRAMA	POS. PRESUPUESTARIA	DESCRIPCION	LEY DE PRESUPUESTO	APROP. ACT	CUOTA LIBERADA	SOLICITADO	COMPROMETIDO	REC. MERCANCIA	DEVENGADO	PAGADO	DISP. PRESUPUESTO	DISP. LIBERADO	% EJECUCION TOTAL	APROP. ACT OPERATIVO
	SUBPARTIDA/ CONCEPTO	PRESUPUESTO OPERATIVO	EJECUTADO OPERATIVO	SALDO OPERATIVO	PORCENTAJE OPERATIVO									
	SERV. NO PERSC	466,722,000.00	7,969,557.50	458,752,442.50	1.71%									
	MAT. Y SUMINIS.	98,280,000.00	0.00	98,280,000.00	0.00%									
	TRANSF. CORRIE	2,477,780,778.00	160,272.00	2,477,620,506.00	0.01%									
	TOTAL	3,042,782,778.00	8,129,829.50	3,034,652,948.50	0.27%									

PARTIDAS	Devengado	Límite	PRESUPUESTO	DEVENGADO
REMUNERACIONE	5.06%	8.33%	7,450,752,200.00	377,191,247.22
SERV. NO PERSONI	1.71%	8.33%	466,722,000.00	7,969,557.50
MAT. Y SUMINIS.	0.00%	8.33%	98,280,000.00	-
TRANSF. CORRIE	0.09%	8.33%	2,538,559,800.00	2,178,329.61

DEVENGADO OPERATIVO	% EJECUCION OPERATIVO
8,129,829.50	0.27%

7,969,557.50	1.71%
-	0.00%
-	0.00%
4,973,645.50	4.36%
967,871.00	3.07%
3,563,758.20	7.16%
-	0.00%
442,016.30	1.47%
-	0.00%
-	0.00%
-	0.00%
-	0.00%
-	0.00%
-	0.00%
-	0.00%
-	0.00%
-	0.00%
-	0.00%
-	0.00%
-	0.00%
-	0.00%
95,912.00	0.96%
16,162.00	1.80%
79,750.00	0.88%
-	0.00%
-	0.00%
-	0.00%
-	0.00%
-	#DIV/0!
2,900,000.00	2.23%

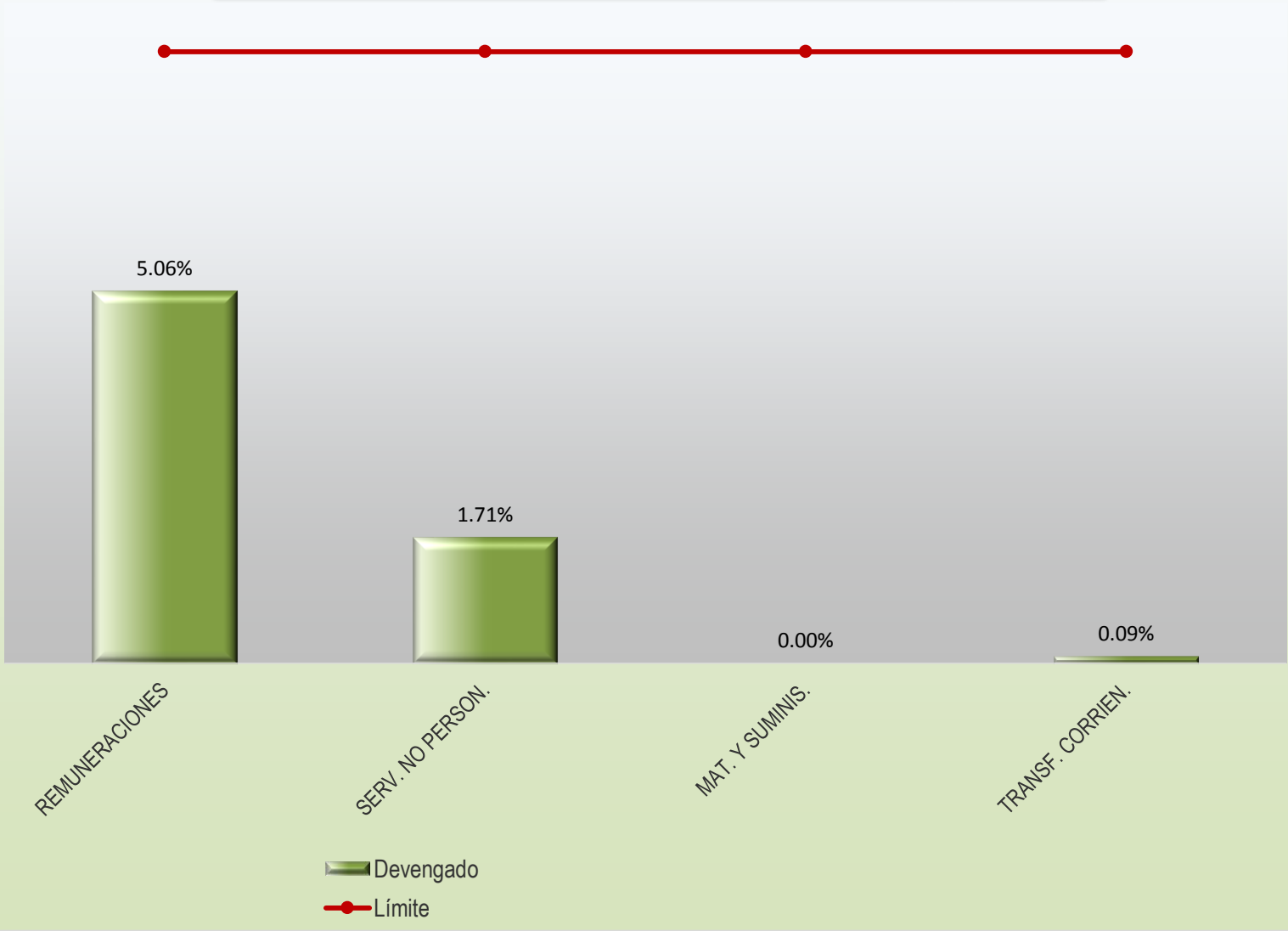
DEVENGADO OPERATIVO	% EJECUCION OPERATIVO
-	0.00%
-	0.00%
-	0.00%
-	0.00%
-	0.00%
2,900,000.00	14.50%
-	0.00%
-	0.00%
-	0.00%
-	0.00%
-	0.00%
-	0.00%

DEVENGADO OPERATIVO	% EJECUCION OPERATIVO
-	0.00%
-	0.00%
-	0.00%
-	0.00%
-	0.00%
-	0.00%
-	0.00%
-	0.00%
-	0.00%
-	0.00%
-	0.00%
-	0.00%
-	0.00%
-	0.00%
-	0.00%
-	0.00%
-	0.00%
-	0.00%
-	0.00%
-	0.00%
-	0.00%
-	0.00%
-	0.00%
-	0.00%
-	0.00%
-	0.00%
-	0.00%
160,272.00	0.00%
160,272.00	0.11%
-	0.00%
160,272.00	8.01%
-	0.00%
-	0.00%

DEVENGADO OPERATIVO

% EJECUCION
OPERATIVO

**EJECUCION PRESUPUESTARIA
755 SISTEMA NACIONAL DE BIBLIOTECAS
LIQUIDACION AL 31 DE ENERO DEL 2018**



PROGRA MA	POS. PRESUPUESTARI A	DESCRIPCION	LEY DE PRESUPUESTO	APROP. ACT	CUOTA LIBERADA	SOLICITADO	DEVENGADO	PAGADO	DISP. PRESUPUESTO	DISP. LIBERADO	% EJECUCION TOTAL	APROP. ACT OPERATIVO	DEVENGADO OPERATIVO
21375800	E-199	SERVICIOS DIVERSOS	45,000.00	45,000.00	0.00	0.00	0.00	0.00	45,000.00	0.00	0.00%	45,000.00	-
21375800	E-19902	INTERESES MORATORIOS Y MI	45,000.00	45,000.00	0.00	0.00	0.00	0.00	45,000.00	0.00	0.00%	45,000.00	-
21375800	E-2	MATERIALES Y SUMINISTROS	30,421,487.00	30,421,487.00	8,166,875.00	1,525,110.05	39,001.00	39,001.00	28,396,376.95	6,141,764.95	0.13%	30,421,487.00	39,001.00

PROGRA MA	POS. PRESUPUESTARI A	DESCRIPCION	LEY DE PRESUPUESTO	APROP. ACT	CUOTA LIBERADA	SOLICITADO	DEVENGADO	PAGADO	DISP. PRESUPUESTO	DISP. LIBERADO	% EJECUCION TOTAL	APROP. ACT OPERATIVO	DEVENGADO OPERATIVO
21375800	E-201	PRODUCTOS QUIMICOS Y CON	9,001,487.00	9,001,487.00	3,016,875.00	1,325,110.05	39,001.00	39,001.00	7,176,376.95	1,191,764.95	0.43%	9,001,487.00	39,001.00
21375800	E-20101	COMBUSTIBLES Y LUBRICANTI	4,067,500.00	4,067,500.00	1,016,875.00	0.00	39,001.00	39,001.00	3,567,500.00	516,875.00	0.96%	4,067,500.00	39,001.00
21375800	E-20104	TINTAS, PINTURAS Y DILUYEN	4,933,987.00	4,933,987.00	2,000,000.00	1,325,110.05	0.00	0.00	3,608,876.95	674,889.95	0.00%	4,933,987.00	-
21375800	E-202	ALIMENTOS Y PRODUCTOS AG	400,000.00	400,000.00	100,000.00	0.00	0.00	0.00	400,000.00	100,000.00	0.00%	400,000.00	-
21375800	E-20202	PRODUCTOS AGROFORESTAL	100,000.00	100,000.00	0.00	0.00	0.00	0.00	100,000.00	0.00	0.00%	100,000.00	-
21375800	E-20203	ALIMENTOS Y BEBIDAS	300,000.00	300,000.00	100,000.00	0.00	0.00	0.00	300,000.00	100,000.00	0.00%	300,000.00	-
21375800	E-203	MATERIALES Y PROD DE USO I	300,000.00	300,000.00	300,000.00	0.00	0.00	0.00	300,000.00	300,000.00	0.00%	300,000.00	-
21375800	E-20399	OTROS MAT. Y PROD.DE USO I	300,000.00	300,000.00	300,000.00	0.00	0.00	0.00	300,000.00	300,000.00	0.00%	300,000.00	-
21375800	E-204	HERRAMIENTAS, REPUESTOS	6,900,000.00	6,900,000.00	0.00	0.00	0.00	0.00	6,900,000.00	0.00	0.00%	6,900,000.00	-
21375800	E-20402	REPUESTOS Y ACCESORIOS	6,900,000.00	6,900,000.00	0.00	0.00	0.00	0.00	6,900,000.00	0.00	0.00%	6,900,000.00	-
21375800	E-299	UTILES, MATERIALES Y SUMIN	13,820,000.00	13,820,000.00	4,750,000.00	200,000.00	0.00	0.00	13,620,000.00	4,550,000.00	0.00%	13,820,000.00	-
21375800	E-29901	UTILES Y MATERIALES DE OFIC	1,500,000.00	1,500,000.00	750,000.00	0.00	0.00	0.00	1,500,000.00	750,000.00	0.00%	1,500,000.00	-
21375800	E-29903	PRODUCTOS DE PAPEL, CART	5,020,000.00	5,020,000.00	3,000,000.00	0.00	0.00	0.00	5,020,000.00	3,000,000.00	0.00%	5,020,000.00	-
21375800	E-29904	TEXTILES Y VESTUARIO	5,000,000.00	5,000,000.00	0.00	0.00	0.00	0.00	5,000,000.00	0.00	0.00%	5,000,000.00	-
21375800	E-29905	UTILES Y MATERIALES DE LIMF	1,000,000.00	1,000,000.00	1,000,000.00	200,000.00	0.00	0.00	800,000.00	800,000.00	0.00%	1,000,000.00	-
21375800	E-29906	UTILES Y MATERIALES DE RES	500,000.00	500,000.00	0.00	0.00	0.00	0.00	500,000.00	0.00	0.00%	500,000.00	-
21375800	E-29999	OTROS UTILES, MATERIALES Y	800,000.00	800,000.00	0.00	0.00	0.00	0.00	800,000.00	0.00	0.00%	800,000.00	-
21375800	E-5	BIENES DURADEROS	2,000,000.00	2,000,000.00	0.00	0.00	0.00	0.00	2,000,000.00	0.00	0.00%	2,000,000.00	-
21375800	E-599	BIENES DURADEROS DIVERSC	2,000,000.00	2,000,000.00	0.00	0.00	0.00	0.00	2,000,000.00	0.00	0.00%	2,000,000.00	-
21375800	E-59903	BIENES INTANGIBLES	2,000,000.00	2,000,000.00	0.00	0.00	0.00	0.00	2,000,000.00	0.00	0.00%	2,000,000.00	-
21375800	E-6	TRANSFERENCIAS CORRIENTI	9,149,242,493.00	9,149,242,493.00	2,271,487,463.00	0.00	1,103,590,711.48	1,103,590,711.48	6,899,026,859.00	21,271,829.00	12.06%	82,000,000.00	728,171.00
21375800	E-601	TRANSFERENCIAS CORRIENTE	8,962,242,493.00	8,962,242,493.00	2,223,237,463.00	0.00	1,076,612,540.48	1,076,612,540.48	6,739,005,030.00	0.00	12.01%		
21375800	E6010221175800	CENTRO NACIONAL DE LA MUSE	2,895,240,000.00	2,895,240,000.00	750,000,000.00	0.00	341,600,000.00	341,600,000.00	2,145,240,000.00	0.00	0.00%		
21375800	E6010221575800	TEATRO POPULAR MELICO SAI	2,304,320,000.00	2,304,320,000.00	576,080,000.00	0.00	279,000,000.00	279,000,000.00	1,728,240,000.00	0.00	12.11%		
21375800	E6010221875800	TEATRO NACIONAL (JUNTA AD	1,011,370,000.00	1,011,370,000.00	252,842,500.00	0.00	122,253,224.00	122,253,224.00	758,527,500.00	0.00	12.09%		
21375800	E6010222075800	SISTEMA NACIONAL DE EDUCA	2,728,494,882.00	2,728,494,882.00	621,497,352.00	0.00	332,545,740.32	332,545,740.32	2,106,997,530.00	0.00	12.19%		
21375800	E6010320075800	CCSS CONTRIBUCION ESTATA	15,937,138.00	15,937,138.00	15,937,138.00	0.00	848,041.17	848,041.17	0.00	0.00	5.32%		
21375800	E6010320275800	CCSS CONTRIBUCION ESTATA	6,880,473.00	6,880,473.00	6,880,473.00	0.00	365,534.99	365,534.99	0.00	0.00	5.31%		
21375800	E-603	PRESTACIONES	82,000,000.00	82,000,000.00	22,000,000.00	0.00	728,171.00	728,171.00	81,271,829.00	21,271,829.00	0.89%	82,000,000.00	728,171.00
21375800	E-60301	PRESTACIONES LEGALES	70,000,000.00	70,000,000.00	10,000,000.00	0.00	0.00	0.00	70,000,000.00	10,000,000.00	0.00%	70,000,000.00	-
21375800	E-60399	OTRAS PRESTACIONES	12,000,000.00	12,000,000.00	12,000,000.00	0.00	728,171.00	728,171.00	11,271,829.00	11,271,829.00	6.07%	12,000,000.00	728,171.00
21375800	E-604	TRANSF. C.TES A ENTIDADES F	105,000,000.00	105,000,000.00	26,250,000.00	0.00	26,250,000.00	26,250,000.00	78,750,000.00	0.00	25.00%		
21375800	E6040120075800	ASOCIACION SINFONICA DE HE	105,000,000.00	105,000,000.00	26,250,000.00	0.00	26,250,000.00	26,250,000.00	78,750,000.00	0.00	25.00%		

RESUMEN PARTIDAS DE GASTOS OPERATIVOS Y REMUNERACIONES

SUBPARTIDA/ CONCEPTO	PRESUPUESTO	EJECUTADO	SALDO	PORCENTAJE
REMUNERACIONES	3,514,187,020.00	320,349,144.74	3,193,837,875.26	9.12%
SERV. NO PERSON.	495,495,000.00	-	495,495,000.00	0.00%
MAT. Y SUMINIS.	30,421,487.00	39,001.00	30,382,486.00	0.13%
BIENES DURAD.	2,000,000.00	-	2,000,000.00	0.00%
TRANSF. CORRIEN.	9,149,242,493.00	1,103,590,711.48	8,045,651,781.52	12.06%
TOTAL	13,191,346,000.00	1,423,978,857.22	11,767,367,142.78	10.79%

RESUMEN DE PARTIDAS OPERATIVAS

SUBPARTIDA/ CONCEPTO	PRESUPUESTO OPERATIVO	EJECUTADO OPERATIVO	SALDO OPERATIVO	PORCENTAJE OPERATIVO
SERV. NO PERSON.	495,495,000.00	-	495,495,000.00	0.00%
MAT. Y SUMINIS.	30,421,487.00	39,001.00	30,382,486.00	0.13%
BIENES DURAD.	2,000,000.00	-	2,000,000.00	0.00%
TRANSF. CORRIEN.	82,000,000.00	728,171.00	81,271,829.00	0.89%
TOTAL	609,916,487.00	767,172.00	609,149,315.00	0.13%

PROGRA MA	POS. PRESUPUESTARI A	DESCRIPCION	LEY DE PRESUPUESTO	APROP. ACT	CUOTA LIBERADA	SOLICITADO	DEVENGADO	PAGADO	DISP. PRESUPUESTO	DISP. LIBERADO	% EJECUCION TOTAL	APROP. ACT OPERATIVO	DEVENGADO OPERATIVO
--------------	----------------------------	-------------	-----------------------	------------	-------------------	------------	-----------	--------	----------------------	----------------	----------------------	-------------------------	------------------------

PARTIDAS	Devengado	Límite	PRESUPUESTO	DEVENGADO
REMUNERACIONES	9.12%	8.33%	3,514,187,020.00	320,349,144.74
SERV. NO PERSON.	0.00%	8.33%	495,495,000.00	-
MAT. Y SUMINIS.	0.13%	8.33%	30,421,487.00	39,001.00
BIENES DURAD.	0.00%	8.33%	2,000,000.00	-
TRANSF. CORRIEN.	12.06%	8.33%	9,149,242,493.00	1,103,590,711.48

**% EJECUCION
OPERATIVO**

0.13%

0.00%

0.00%

0.00%

0.00%

0.00%

0.00%

0.00%

0.00%

0.00%

0.00%

0.00%

0.00%

0.00%

0.00%

0.00%

0.00%

0.00%

0.00%

0.00%

0.00%

0.00%

0.00%

0.00%

0.00%

0.00%

0.00%

0.00%

0.00%

0.00%

0.00%

0.00%

0.00%

0.00%

**% EJECUCION
OPERATIVO**

0.00%
0.00%
0.13%

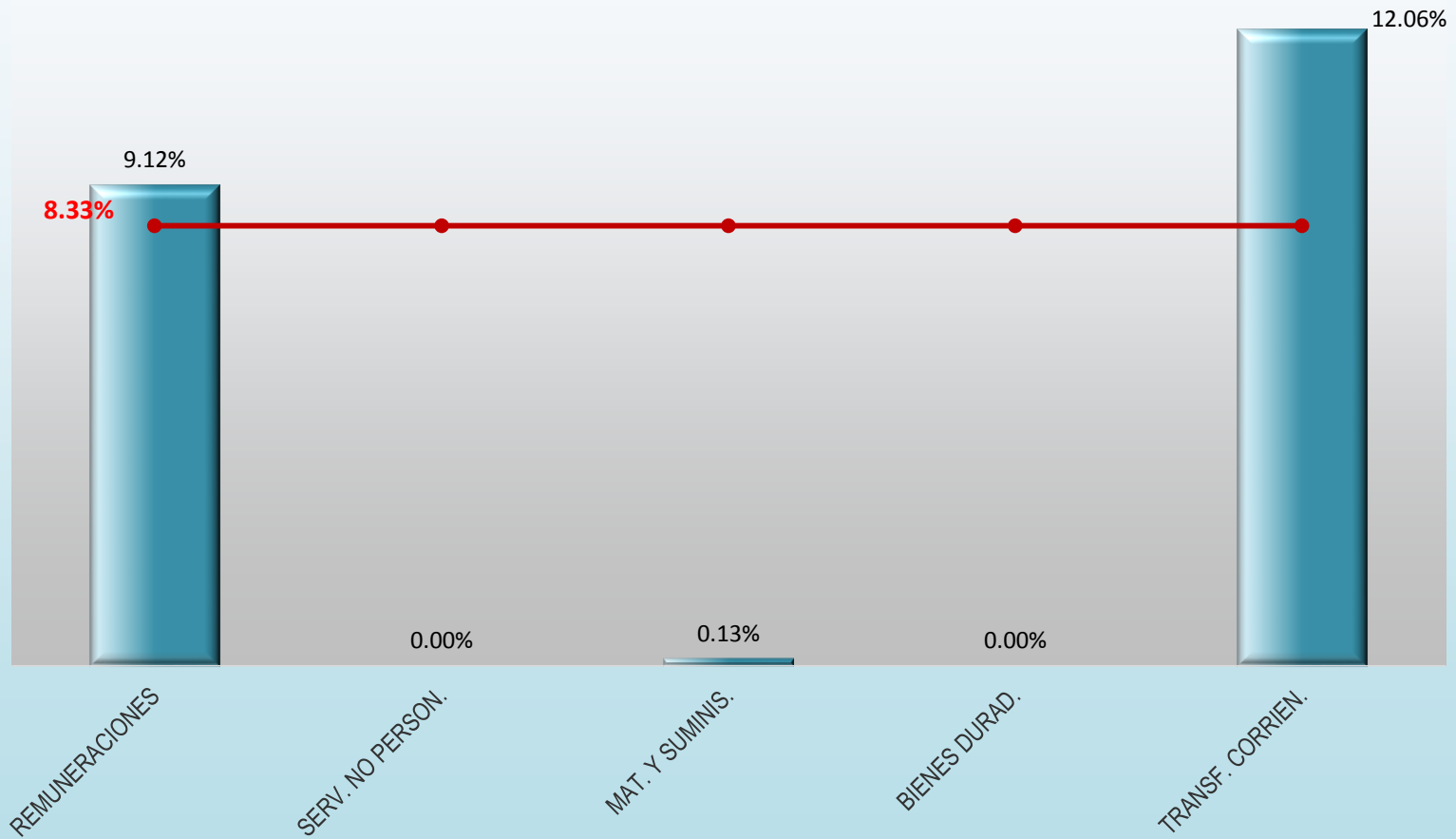
**% EJECUCION
OPERATIVO**

0.43%
0.00%
0.00%
0.00%
0.00%
0.00%
0.00%
0.00%
0.00%
0.00%
0.00%
0.00%
0.00%
0.00%
0.00%
0.00%
0.00%
0.00%
0.00%
0.00%
0.00%
0.00%
0.89%

0.89%
0.00%
6.07%

**% EJECUCION
OPERATIVO**

**EJECUCION PRESUPUESTARIA
758 DESARROLLO ARTISTICO Y EXTENSION MUSICAL
LIQUIDACION AL 31 DE ENERO DEL 2018**



■ Devengado ● Límite