

MINISTERIO DE HACIENDA - CONTABILIDAD NACIONAL
 INFORME DE PRESUPUESTO DE EGRESOS
 213 MINISTERIO DE CULTURA Y JUVENTUD
 31 de octubre de 2018

POS. PRESUPUESTARIA	DESCRIPCION	LEY DE PRESUPUESTO	APROP. ACT	CUOTA LIBERADA	SOLICITADO	COMPROMETIDO	REC. MERCANCIA	DEVENGADO	PAGADO	DISP. PRESUPUESTO
213		50,400,747,000.00	49,871,551,187.00	48,090,419,926.12	200,976,248.59	7,491,041,122.63	15,652,783.33	32,648,322,950.90	32,380,591,550.36	9,515,558,081.55
E-0	REMUNERACIONES	16,497,346,440.00	16,134,474,859.00	15,379,134,524.70	0.00	990,329,326.91	0.00	9,291,584,279.39	9,280,331,508.80	5,852,561,252.70
E-001	REMUNERACIONES BASICAS	6,087,432,384.00	5,981,162,699.00	5,930,119,049.00	0.00	0.00	0.00	4,034,802,179.50	4,034,802,179.50	1,946,360,519.50
E-00101	SUELDOS PARA CARGOS FIJOS	6,041,657,384.00	5,933,387,699.00	5,882,344,049.00	0.00	0.00	0.00	4,009,026,134.67	4,009,026,134.67	1,924,361,564.33
E-00105	SUPLENCIAS	45,775,000.00	47,775,000.00	47,775,000.00	0.00	0.00	0.00	25,776,044.83	25,776,044.83	21,998,955.17
E-002	REMUNERACIONES EVENTUALES	89,287,000.00	78,439,719.00	78,439,716.70	0.00	0.00	0.00	54,482,837.00	54,482,837.00	23,956,882.00
E-00201	TIEMPO EXTRAORDINARIO	89,287,000.00	78,439,719.00	78,439,716.70	0.00	0.00	0.00	54,482,837.00	54,482,837.00	23,956,882.00
E-003	INCENTIVOS SALARIALES	7,794,995,164.00	7,591,895,583.00	6,999,397,150.00	0.00	0.00	0.00	3,850,244,258.60	3,850,244,258.60	3,741,651,324.40
E-00301	RETRIBUCION POR AÑOS SERVIDOS	2,781,319,813.00	2,731,329,059.00	2,706,667,892.00	0.00	0.00	0.00	1,558,232,772.38	1,558,232,772.38	1,173,096,286.62
E-00302	RESTRICCION AL EJERCICIO LIBERAL D	2,138,744,063.00	2,115,644,080.00	2,095,238,287.00	0.00	0.00	0.00	1,247,367,757.57	1,247,367,757.57	868,276,322.43
E-00303	DECIMOTERCER MES	1,095,508,551.00	1,077,126,946.00	1,033,974,089.00	0.00	0.00	0.00	106,296,942.38	106,296,942.38	970,830,003.62
E-00304	SALARIO ESCOLAR	903,581,737.00	827,581,737.00	762,181,737.00	0.00	0.00	0.00	663,125,294.62	663,125,294.62	164,456,442.38
E-00399	OTROS INCENTIVOS SALARIALES	875,841,000.00	840,213,761.00	401,335,145.00	0.00	0.00	0.00	275,221,491.65	275,221,491.65	564,992,269.35
E-004	CONTRIB. PATRONALES AL DES. Y LA S	1,254,011,689.00	1,232,496,605.00	1,176,105,868.00	0.00	498,282,516.99	0.00	663,796,645.01	663,796,645.01	70,417,443.00
E0040120074900	CCSS CONTRIBUCION PATRONAL SEGL	266,528,483.00	257,048,782.00	252,761,111.00	0.00	51,812,751.84	0.00	196,476,771.16	196,476,771.16	8,759,259.00
E0040120075100	CCSS CONTRIBUCION PATRONAL SEGL	57,125,225.00	55,849,501.00	55,329,188.00	0.00	11,434,345.39	0.00	39,757,160.61	39,757,160.61	4,657,995.00
E0040120075300	CCSS CONTRIBUCION PATRONAL SEGL	69,886,988.00	67,303,181.00	63,438,299.00	0.00	20,472,807.43	0.00	42,895,083.57	42,895,083.57	3,935,290.00
E0040120075500	CCSS CONTRIBUCION PATRONAL SEGL	542,930,878.00	542,930,878.00	540,864,049.00	0.00	344,235,360.72	0.00	195,533,321.28	195,533,321.28	3,162,196.00
E0040120075800	CCSS CONTRIBUCION PATRONAL SEGL	254,577,483.00	247,504,968.00	204,745,759.00	0.00	46,079,549.61	0.00	155,095,385.39	155,095,385.39	46,330,033.00
E0040520074900	BANCO POPULAR Y DE DESARROLLO C	14,406,945.00	13,894,529.00	13,662,763.00	0.00	2,801,194.37	0.00	10,619,861.63	10,619,861.63	473,473.00
E0040520075100	BANCO POPULAR Y DE DESARROLLO C	3,087,850.00	3,018,892.00	2,990,767.00	0.00	658,612.95	0.00	2,149,056.05	2,149,056.05	211,223.00
E0040520075300	BANCO POPULAR Y DE DESARROLLO C	3,777,675.00	3,638,010.00	3,429,097.00	0.00	1,106,798.82	0.00	2,318,493.18	2,318,493.18	212,718.00
E0040520075500	BANCO POPULAR Y DE DESARROLLO C	27,929,217.00	27,929,217.00	27,817,497.00	0.00	17,189,814.14	0.00	10,568,473.86	10,568,473.86	170,929.00
E0040520075800	BANCO POPULAR Y DE DESARROLLO C	13,760,945.00	13,378,647.00	11,067,338.00	0.00	2,491,281.72	0.00	8,383,038.28	8,383,038.28	2,504,327.00
E-005	CONTRIB PATRONALES A FOND PENS Y	1,271,620,203.00	1,250,480,253.00	1,195,072,741.00	0.00	492,046,809.92	0.00	688,258,359.28	677,005,588.69	70,175,083.80
E0050120074900	CCSS CONTRIBUCION PATRONAL SEGL	146,374,561.00	141,168,412.00	138,813,670.00	0.00	29,010,091.81	0.00	107,347,830.19	107,347,830.19	4,810,490.00
E0050120075100	CCSS CONTRIBUCION PATRONAL SEGL	31,372,556.00	30,671,942.00	30,386,192.00	0.00	6,393,630.48	0.00	21,720,190.52	21,720,190.52	2,558,121.00
E0050120075300	CCSS CONTRIBUCION PATRONAL SEGL	38,381,178.00	36,962,179.00	34,839,628.00	0.00	11,358,758.73	0.00	23,442,202.27	23,442,202.27	2,161,218.00
E0050120075500	CCSS CONTRIBUCION PATRONAL SEGL	291,360,192.00	291,360,192.00	290,225,112.00	0.00	182,735,269.14	0.00	106,888,278.86	106,888,278.86	1,736,644.00
E0050120075800	CCSS CONTRIBUCION PATRONAL SEGL	139,811,201.00	135,927,052.00	112,444,157.00	0.00	43,470,197.84	0.00	67,012,901.16	67,012,901.16	25,443,953.00
E0050220074900	CCSS APOORTE PATRONAL REGIMEN PE	43,220,835.00	41,683,586.00	40,988,288.00	0.00	8,403,547.59	0.00	31,859,617.41	31,859,617.41	1,420,421.00
E0050220075100	CCSS APOORTE PATRONAL REGIMEN PE	9,263,550.00	9,056,676.00	8,972,301.00	0.00	1,854,229.94	0.00	6,447,096.06	6,447,096.06	755,350.00
E0050220075300	CCSS APOORTE PATRONAL REGIMEN PE	11,333,025.00	10,914,029.00	10,287,291.00	0.00	3,320,408.53	0.00	6,955,464.47	6,955,464.47	638,156.00
E0050220075500	CCSS APOORTE PATRONAL REGIMEN PE	83,787,650.00	83,787,650.00	83,452,489.00	0.00	51,569,537.36	0.00	31,705,324.64	31,705,324.64	512,788.00
E0050220075800	CCSS APOORTE PATRONAL REGIMEN PE	41,282,835.00	40,135,941.00	33,202,015.00	0.00	7,473,901.58	0.00	25,149,060.42	25,149,060.42	7,512,979.00
E0050320074900	CCSS APOORTE PATRONAL FONDO CAPI	86,441,670.00	83,367,172.00	81,976,576.00	0.00	16,807,153.47	0.00	63,719,177.53	63,719,177.53	2,840,841.00
E0050320075100	CCSS APOORTE PATRONAL FONDO CAPI	18,527,100.00	18,113,352.00	17,944,602.00	0.00	3,708,431.14	0.00	12,894,219.86	12,894,219.86	1,510,701.00
E0050320075300	CCSS APOORTE PATRONAL FONDO CAPI	22,666,050.00	21,828,059.00	20,574,584.00	0.00	6,640,811.34	0.00	13,910,937.66	13,910,937.66	1,276,310.00
E0050320075500	CCSS APOORTE PATRONAL FONDO CAPI	165,232,130.00	165,232,130.00	164,561,807.00	0.00	100,795,867.88	0.00	63,410,685.12	63,410,685.12	1,025,577.00
E0050320075800	CCSS APOORTE PATRONAL FONDO CAPI	82,565,670.00	80,271,881.00	66,404,029.00	0.00	14,947,859.17	0.00	50,298,064.83	50,298,064.83	15,025,957.00
E0050520074900	ASOCIACION DE EMPLEADOS DEL MINI	60,000,000.00	60,000,000.00	60,000,000.00	0.00	3,557,113.92	0.00	55,497,308.28	44,244,537.69	945,577.80
E-1	SERVICIOS	5,331,359,926.00	5,133,489,963.20	4,742,367,712.79	180,918,212.56	795,414,004.99	14,961,828.33	2,651,656,905.57	2,413,645,615.61	1,490,539,011.75
E-101	ALQUILERES	565,420,000.00	470,020,000.00	403,649,999.74	0.00	48,678,936.49	1,722,472.28	252,979,781.52	225,838,809.71	166,638,809.71
E-10101	ALQUILER DE EDIFICIOS, LOCALES Y TE	109,320,000.00	97,220,000.00	93,349,999.84	0.00	19,336,780.00	1,722,472.28	55,861,322.32	48,839,920.69	20,299,425.40
E-10102	ALQUILER DE MAQUINARIA, EQUIPO Y I	200,000,000.00	200,000,000.00	138,000,000.00	0.00	100,000.00	0.00	112,680,832.00	112,680,832.00	87,219,168.00
E-10104	ALQUILER Y DERECHOS PARA TELECOI	54,600,000.00	23,600,000.00	23,600,000.00	0.00	833,336.00	0.00	2,949,029.00	2,740,696.00	19,817,635.00

POS. PRESUPUESTARIA	DESCRIPCION	LEY DE PRESUPUESTO	APROP. ACT	CUOTA LIBERADA	SOLICITADO	COMPROMETIDO	REC. MERCANCIA	DEVENGADO	PAGADO	DISP. PRESUPUESTO
E-10199	OTROS ALQUILERES	201,500,000.00	149,200,000.00	148,699,999.90	0.00	28,408,820.49	0.00	81,488,598.20	61,577,562.77	39,302,581.31
E-102	SERVICIOS BASICOS	408,117,608.00	405,759,640.20	383,959,639.45	0.00	52,235,878.90	0.00	256,343,188.76	231,551,424.41	97,180,572.54
E-10201	SERVICIO DE AGUA Y ALCANTARILLAD	122,743,628.00	122,655,660.20	120,155,660.00	0.00	19,529,607.00	0.00	63,863,274.02	57,320,810.02	39,262,779.18
E-10202	SERVICIO DE ENERGIA ELECTRICA	117,804,940.00	115,804,940.00	115,804,940.00	0.00	13,605,795.85	0.00	83,818,810.24	75,302,704.49	18,380,333.91
E-10203	SERVICIO DE CORREO	1,074,040.00	1,114,040.00	1,114,040.00	0.00	170,745.00	0.00	123,255.00	98,055.00	820,040.00
E-10204	SERVICIO DE TELECOMUNICACIONES	146,265,000.00	145,955,000.00	126,654,999.45	0.00	18,307,004.00	0.00	95,540,877.10	85,842,650.50	32,107,118.90
E-10299	OTROS SERVICIOS BASICOS	20,230,000.00	20,230,000.00	20,230,000.00	0.00	622,727.05	0.00	12,996,972.40	12,987,204.40	6,610,300.55
E-103	SERVICIOS COMERCIALES Y FINANCIER	271,482,800.00	255,153,169.00	223,182,823.52	1,550,400.00	92,290,582.43	489,617.00	81,117,651.42	49,277,387.26	79,704,918.15
E-10301	INFORMACION	23,289,000.00	23,289,000.00	13,649,500.00	0.00	4,243,600.00	489,617.00	3,545,730.00	3,545,730.00	15,010,053.00
E-10302	PUBLICIDAD Y PROPAGANDA	93,239,000.00	82,329,369.00	82,205,368.52	1,050,400.00	28,532,705.43	0.00	41,056,679.02	16,230,654.86	11,689,584.55
E-10303	IMPRESION, ENCUADERNACION Y OTR	35,774,800.00	35,774,800.00	35,774,800.00	500,000.00	10,079,960.00	0.00	7,276,435.00	7,262,195.00	17,918,405.00
E-10304	TRANSPORTE DE BIENES	79,050,000.00	72,050,000.00	71,750,000.00	0.00	39,224,550.00	0.00	22,465,000.00	15,465,000.00	10,360,450.00
E-10305	SERVICIOS ADUANEROS	28,330,000.00	28,330,000.00	6,423,155.00	0.00	0.00	0.00	6,423,154.40	6,423,154.40	21,906,845.60
E-10306	COMIS. Y GASTOS POR SERV. FINANCI	0.00	200,000.00	200,000.00	0.00	0.00	0.00	0.00	0.00	200,000.00
E-10307	SERVICIOS DE TRANSFERENCIA ELECT	11,800,000.00	13,180,000.00	13,180,000.00	0.00	10,209,767.00	0.00	350,653.00	350,653.00	2,619,580.00
E-104	SERVICIOS DE GESTION Y APOYO	2,884,030,678.00	2,865,707,391.00	2,762,343,895.31	96,063,600.00	479,038,368.91	95,000.00	1,557,195,119.89	1,431,980,085.96	733,315,302.20
E-10402	SERVICIOS JURIDICOS	50,000.00	50,000.00	12,500.00	0.00	0.00	0.00	0.00	0.00	50,000.00
E-10403	SERVICIOS DE INGENIERIA	75,000,000.00	81,500,000.00	70,000,000.00	0.00	25,134,000.00	0.00	4,450,000.00	4,450,000.00	51,916,000.00
E-10404	SERVICIOS EN CIENCIAS ECONOMICAS	285,970,000.00	257,246,713.00	257,246,710.54	35,500,000.00	43,342,226.32	0.00	139,916,330.95	136,441,330.95	38,488,155.73
E-10405	SERVICIO DE DESARROLLO DE SISTEM	45,500,000.00	80,500,000.00	80,500,000.00	0.00	20,513,375.00	0.00	55,325,525.00	53,325,525.00	4,661,100.00
E-10406	SERVICIOS GENERALES	1,129,044,896.00	1,127,744,896.00	1,096,744,894.46	663,600.00	165,916,802.74	95,000.00	671,997,193.11	591,000,030.44	289,072,300.15
E-10499	OTROS SERVICIOS DE GESTION Y APO'	1,348,465,782.00	1,318,665,782.00	1,257,839,790.31	59,900,000.00	224,131,964.85	0.00	685,506,070.83	646,763,199.57	349,127,746.32
E-105	GASTOS DE VIAJE Y DE TRANSPORTE	526,609,840.00	517,082,858.00	455,496,473.98	546,475.23	65,189,379.46	0.00	297,190,016.27	291,165,360.96	154,156,987.04
E-10501	TRANSPORTE DENTRO DEL PAIS	89,406,490.00	97,306,490.00	97,306,490.00	0.00	31,509,390.40	0.00	31,103,005.60	31,023,290.60	34,694,094.00
E-10502	VIATICOS DENTRO DEL PAIS	171,155,350.00	174,155,350.00	174,155,350.00	546,475.23	26,486,528.75	0.00	127,922,948.20	122,487,248.20	19,199,397.82
E-10503	TRANSPORTE EN EL EXTERIOR	228,500,000.00	217,550,000.00	166,972,479.00	0.00	4,020,618.64	0.00	134,343,859.43	133,898,431.72	79,185,521.93
E-10504	VIATICOS EN EL EXTERIOR	37,548,000.00	28,071,018.00	17,062,565.98	0.00	3,172,841.67	0.00	3,820,203.04	3,756,390.44	21,077,973.29
E-106	SEGUROS, REASEGUROS Y OTRAS OBI	137,502,000.00	105,727,000.00	106,426,768.48	0.00	648,603.00	0.00	95,813,663.00	94,464,067.00	9,264,734.00
E-10601	SEGUROS	137,502,000.00	105,727,000.00	106,426,768.48	0.00	648,603.00	0.00	95,813,663.00	94,464,067.00	9,264,734.00
E-107	CAPACITACION Y PROTOCOLO	38,060,000.00	37,102,905.00	29,972,153.00	1,864,010.00	4,390,183.94	705,000.00	18,508,760.46	17,975,506.46	11,634,950.60
E-10701	ACTIVIDADES DE CAPACITACION	15,060,000.00	17,060,000.00	11,284,248.00	740,000.00	2,684,760.00	705,000.00	5,513,434.40	5,013,434.40	7,416,805.60
E-10702	ACTIVIDADES PROTOCOLARIAS Y SOCI	20,500,000.00	17,542,905.00	16,187,905.00	1,124,010.00	1,342,745.00	0.00	12,233,005.00	12,233,005.00	2,843,145.00
E-10703	GASTOS DE REPRESENTACION INSTITU	2,500,000.00	2,500,000.00	2,500,000.00	0.00	362,678.94	0.00	762,321.06	729,067.06	1,375,000.00
E-108	MANTENIMIENTO Y REPARACION	489,218,000.00	465,608,000.00	369,523,663.31	80,893,727.33	52,513,143.86	11,949,739.05	90,526,084.25	69,410,132.10	229,725,305.51
E-10801	MANTENIMIENTO DE EDIFICIOS, LOCAL	295,500,000.00	265,400,000.00	188,754,664.00	55,895,156.33	24,835,448.76	0.00	37,973,324.73	23,825,978.45	146,696,070.18
E-10803	MANTENIMIENTO DE INSTALACIONES Y	25,000,000.00	25,000,000.00	25,000,000.00	24,998,571.00	0.00	0.00	0.00	0.00	1,429.00
E-10804	MANT. Y REPARACION DE MAQUINARIA	2,187,000.00	2,187,000.00	816,750.00	0.00	352,156.40	75,000.00	180,000.00	180,000.00	1,579,843.60
E-10805	MANT. Y REPARACION DE EQUIPO DE T	38,700,000.00	38,700,000.00	31,699,999.31	0.00	1,496,086.43	2,594,739.05	9,333,853.14	8,505,898.87	25,275,321.38
E-10806	MANT. Y REPARACION DE EQUIPO DE C	13,780,000.00	13,780,000.00	12,740,000.00	0.00	0.00	0.00	901,000.00	160,000.00	12,879,000.00
E-10807	MANT. Y REPARACION DE EQUIPO Y MC	17,823,000.00	20,373,000.00	13,194,250.00	0.00	7,864,425.35	0.00	1,656,914.70	1,496,914.70	10,851,659.95
E-10808	MANT. Y REP. DE EQUIPO DE COMPUTC	91,808,000.00	95,748,000.00	93,498,000.00	0.00	15,165,026.92	9,280,000.00	40,420,991.68	35,241,340.08	30,881,981.40
E-10899	MANTENIMIENTO Y REPARACION DE OT	4,420,000.00	4,420,000.00	3,820,000.00	0.00	2,800,000.00	0.00	60,000.00	0.00	1,560,000.00
E-109	IMPUESTOS	3,800,000.00	3,800,000.00	3,309,296.00	0.00	4,932.00	0.00	1,217,636.00	1,217,636.00	2,577,432.00
E-10902	IMPUESTOS SOBRE BIENES INMUEBLE	1,150,000.00	1,150,000.00	1,150,000.00	0.00	0.00	0.00	0.00	0.00	1,150,000.00
E-10999	OTROS IMPUESTOS	2,650,000.00	2,650,000.00	2,159,296.00	0.00	4,932.00	0.00	1,217,636.00	1,217,636.00	1,427,432.00
E-199	SERVICIOS DIVERSOS	7,119,000.00	7,529,000.00	4,503,000.00	0.00	423,996.00	0.00	765,004.00	765,004.00	6,340,000.00
E-19902	INTERESES MORATORIOS Y MULTAS	1,111,000.00	1,111,000.00	166,000.00	0.00	14,996.00	0.00	5,004.00	5,004.00	1,091,000.00
E-19905	DEDUCIBLES	5,500,000.00	5,910,000.00	4,110,000.00	0.00	400,000.00	0.00	760,000.00	760,000.00	4,750,000.00
E-19999	OTROS SERVICIOS NO ESPECIFICADOS	508,000.00	508,000.00	227,000.00	0.00	9,000.00	0.00	0.00	0.00	499,000.00
E-2	MATERIALES Y SUMINISTROS	297,221,487.00	287,046,093.00	267,161,183.13	16,852,986.03	23,565,785.55	567,115.00	84,800,815.95	76,464,339.11	161,259,390.47
E-201	PRODUCTOS QUIMICOS Y CONEXOS	107,271,487.00	106,407,028.00	104,207,026.19	2,225,110.05	5,556,248.51	0.00	36,822,488.36	28,958,706.66	61,803,181.08

POS. PRESUPUESTARIA	DESCRIPCION	LEY DE PRESUPUESTO	APROP. ACT	CUOTA LIBERADA	SOLICITADO	COMPROMETIDO	REC. MERCANCIA	DEVENGADO	PAGADO	DISP. PRESUPUESTO
E-20101	COMBUSTIBLES Y LUBRICANTES	50,567,500.00	50,513,041.00	50,513,040.14	0.00	5,302,893.51	0.00	21,812,391.14	21,787,391.14	23,397,756.35
E-20102	PRODUCTOS FARMACEUTICOS Y MEDIC	2,500,000.00	2,500,000.00	2,350,000.00	0.00	0.00	0.00	0.00	0.00	2,500,000.00
E-20104	TINTAS, PINTURAS Y DILUYENTES	51,703,987.00	51,373,987.00	50,573,986.05	2,225,110.05	253,355.00	0.00	14,833,415.97	6,994,634.27	34,062,105.98
E-20199	OTROS PRODUCTOS QUIMICOS Y CONE	2,500,000.00	2,020,000.00	770,000.00	0.00	0.00	0.00	176,681.25	176,681.25	1,843,318.75
E-202	ALIMENTOS Y PRODUCTOS AGROPECU	3,600,000.00	3,600,000.00	3,200,000.00	0.00	1,777,480.00	0.00	546,644.00	531,729.00	1,275,876.00
E-20202	PRODUCTOS AGROFORESTALES	900,000.00	900,000.00	500,000.00	0.00	0.00	0.00	0.00	0.00	900,000.00
E-20203	ALIMENTOS Y BEBIDAS	2,700,000.00	2,700,000.00	2,700,000.00	0.00	1,777,480.00	0.00	546,644.00	531,729.00	375,876.00
E-203	MATERIALES Y PROD DE USO EN LA CC	36,000,000.00	33,800,000.00	29,492,499.94	1,895,974.50	668,114.01	0.00	4,379,703.37	4,371,053.37	26,856,208.12
E-20301	MATERIALES Y PRODUCTOS METALICO	7,650,000.00	7,950,000.00	7,385,000.00	0.00	447,265.00	0.00	746,677.45	746,677.45	6,756,057.55
E-20302	MATERIALES Y PRODUCTOS MINERALE	200,000.00	200,000.00	100,000.00	0.00	2,695.00	0.00	7,305.00	7,305.00	190,000.00
E-20303	MADERA Y SUS DERIVADOS	5,500,000.00	5,300,000.00	5,300,000.00	0.00	35,800.00	0.00	461,255.00	461,255.00	4,802,945.00
E-20304	MAT. Y PROD. ELECTRICOS, TELEFONIC	17,500,000.00	15,500,000.00	14,499,999.94	1,895,974.50	88,569.01	0.00	2,918,106.42	2,918,106.42	10,597,350.07
E-20306	MATERIALES Y PRODUCTOS DE PLASTI	1,250,000.00	1,250,000.00	662,500.00	0.00	23,785.00	0.00	76,215.00	67,565.00	1,150,000.00
E-20399	OTROS MAT. Y PROD.DE USO EN LA CC	3,900,000.00	3,600,000.00	1,545,000.00	0.00	70,000.00	0.00	170,144.50	170,144.50	3,359,855.50
E-204	HERRAMIENTAS, REPUESTOS Y ACCES	21,500,000.00	18,739,065.00	17,964,065.00	8,381,968.68	893,461.00	526,360.00	1,940,343.60	1,940,343.60	6,996,931.72
E-20401	HERRAMIENTAS E INSTRUMENTOS	5,050,000.00	2,289,065.00	1,514,065.00	0.00	338,460.00	211,360.00	172,500.00	172,500.00	1,566,745.00
E-20402	REPUESTOS Y ACCESORIOS	16,450,000.00	16,450,000.00	16,450,000.00	8,381,968.68	555,001.00	315,000.00	1,767,843.60	1,767,843.60	5,430,186.72
E-299	UTILES, MATERIALES Y SUMINISTROS	128,850,000.00	124,500,000.00	112,297,592.00	4,349,932.80	14,670,482.03	40,755.00	41,111,636.62	40,662,506.48	64,327,193.55
E-29901	UTILES Y MATERIALES DE OFICINA Y CI	15,200,000.00	15,200,000.00	12,700,000.00	0.00	860,779.98	0.00	1,053,509.85	902,919.45	13,285,710.17
E-29902	UTILES Y MATERIALES MEDICO, HOSPI	4,150,000.00	3,400,000.00	3,000,000.00	0.00	164,940.00	0.00	0.00	0.00	3,235,060.00
E-29903	PRODUCTOS DE PAPEL, CARTON E IMP	84,220,000.00	80,620,000.00	80,620,000.00	4,349,932.80	12,629,997.30	40,755.00	36,126,429.12	36,121,564.12	27,472,885.78
E-29904	TEXTILES Y VESTUARIO	10,700,000.00	10,700,000.00	4,095,000.00	0.00	400,000.00	0.00	382,995.00	382,995.00	9,917,005.00
E-29905	UTILES Y MATERIALES DE LIMPIEZA	7,380,000.00	7,380,000.00	6,332,592.00	0.00	144,810.00	0.00	1,948,700.02	1,948,700.02	5,286,489.98
E-29906	UTILES Y MATERIALES DE RESGUARDC	3,500,000.00	3,500,000.00	2,850,000.00	0.00	280,100.00	0.00	1,196,446.63	1,028,967.89	2,023,453.37
E-29907	UTILES Y MATERIALES DE COCINA Y CC	1,500,000.00	1,500,000.00	1,050,000.00	0.00	0.00	0.00	0.00	0.00	1,500,000.00
E-29999	OTROS UTILES, MATERIALES Y SUMINK	2,200,000.00	2,200,000.00	1,650,000.00	0.00	189,854.75	0.00	403,556.00	277,360.00	1,606,589.25
E-5	BIENES DURADEROS	856,158,254.00	859,910,680.80	782,879,878.00	3,205,050.00	2,592,612.20	123,840.00	171,754,801.76	165,573,938.61	682,234,376.84
E-501	MAQUINARIA, EQUIPO Y MOBILIARIO	182,150,000.00	182,292,426.80	137,110,000.00	3,000,000.00	2,591,934.80	123,840.00	50,036,178.12	50,036,178.12	126,540,473.88
E-50101	MAQUINARIA Y EQUIPO PARA LA PROD	2,500,000.00	2,232,639.60	0.00	0.00	0.00	0.00	0.00	0.00	2,232,639.60
E-50102	EQUIPO DE TRANSPORTE	0.00	355,328.20	0.00	0.00	355,328.20	0.00	0.00	0.00	0.00
E-50103	EQUIPO DE COMUNICACION	10,850,000.00	10,850,000.00	5,210,000.00	0.00	1,380,400.00	0.00	2,975,604.18	2,975,604.18	6,493,995.82
E-50104	EQUIPO Y MOBILIARIO DE OFICINA	21,500,000.00	21,554,459.00	21,500,000.00	0.00	194,400.00	0.00	293,000.00	293,000.00	21,067,059.00
E-50105	EQUIPO Y PROGRAMAS DE COMPUTO	144,100,000.00	144,100,000.00	109,100,000.00	2,000,000.00	661,806.60	0.00	46,767,573.94	46,767,573.94	94,670,619.46
E-50199	MAQUINARIA, EQUIPO Y MOBILIARIO DI	3,200,000.00	3,200,000.00	1,300,000.00	1,000,000.00	0.00	123,840.00	0.00	0.00	2,076,160.00
E-502	CONSTRUCCIONES, ADICIONES Y MEJC	645,508,254.00	645,618,254.00	634,464,828.00	0.00	677.40	0.00	112,629,188.26	106,448,325.11	532,988,388.34
E-50299	OTRAS CONSTRUCCIONES, ADICIONES	645,508,254.00	645,618,254.00	634,464,828.00	0.00	677.40	0.00	112,629,188.26	106,448,325.11	532,988,388.34
E-599	BIENES DURADEROS DIVERSOS	28,500,000.00	32,000,000.00	11,305,050.00	205,050.00	0.00	0.00	9,089,435.38	9,089,435.38	22,705,514.62
E-59903	BIENES INTANGIBLES	11,500,000.00	15,000,000.00	9,305,050.00	205,050.00	0.00	0.00	9,089,435.38	9,089,435.38	5,705,514.62
E-59999	OTROS BIENES DURADEROS	17,000,000.00	17,000,000.00	2,000,000.00	0.00	0.00	0.00	0.00	0.00	17,000,000.00
E-6	TRANSFERENCIAS CORRIENTES	27,418,660,893.00	27,456,629,591.00	26,918,876,627.50	0.00	5,679,139,392.98	0.00	20,448,526,148.23	20,444,576,148.23	1,328,964,049.79
E-601	TRANSFERENCIAS CORRIENTES AL SEI	21,910,219,863.00	21,773,462,626.00	21,304,217,754.50	0.00	4,930,243,424.75	0.00	16,072,538,696.26	16,072,538,696.26	770,680,504.99
E6010220074900	CENTRO COSTARRICENSE DE PRODUC	1,375,148,403.00	1,361,373,250.00	1,361,373,249.75	0.00	495,960,306.25	0.00	865,412,943.50	865,412,943.50	0.25
E6010221175800	CENTRO NACIONAL DE LA MUSICA. (PA	2,895,240,000.00	2,890,347,189.00	2,890,347,189.00	0.00	455,069,108.50	0.00	2,408,622,656.50	2,408,622,656.50	26,655,424.00
E6010221274900	CONSEJO NACIONAL DE LA POLITICA P	1,177,780,244.00	1,177,780,244.00	1,177,780,244.00	0.00	265,286,244.00	0.00	912,494,000.00	912,494,000.00	0.00
E6010221575800	TEATRO POPULAR MELICO SALAZAR (J	2,304,320,000.00	2,304,320,000.00	2,304,320,000.00	0.00	483,780,171.64	0.00	1,793,884,404.36	1,793,884,404.36	26,655,424.00
E6010221875800	TEATRO NACIONAL (JUNTA ADMINISTR	1,011,370,000.00	1,011,370,000.00	983,527,500.00	0.00	252,974,451.51	0.00	730,553,048.49	730,553,048.49	27,842,500.00
E6010222075100	MUSEO NACIONAL DE COSTA RICA. (PA	3,462,369,780.00	3,426,148,511.00	3,380,344,893.00	0.00	1,073,556,565.92	0.00	2,280,132,903.08	2,280,132,903.08	72,459,042.00
E6010222075800	SISTEMA NACIONAL DE EDUCACION ML	2,728,494,882.00	2,728,494,882.00	2,550,900,217.00	0.00	449,288,890.95	0.00	2,074,955,902.05	2,074,955,902.05	204,250,089.00
E6010223075100	MUSEO DE ARTE COSTARRICENSE. (PA	1,666,020,000.00	1,626,546,162.00	1,612,410,000.00	0.00	634,355,186.93	0.00	978,054,813.07	978,054,813.07	14,136,162.00
E6010223474900	COMISION NACIONAL DE PREVENCION	574,806.00	574,806.00	143,701.50	0.00	0.00	0.00	0.00	0.00	574,806.00
E6010224075100	JUNTA ADMINISTRATIVA DEL ARCHIVO	2,305,360,000.00	2,305,360,000.00	2,123,884,723.00	0.00	290,980,000.00	0.00	1,769,209,576.00	1,769,209,576.00	245,170,424.00

POS. PRESUPUESTARIA	DESCRIPCION	LEY DE PRESUPUESTO	APROP. ACT	CUOTA LIBERADA	SOLICITADO	COMPROMETIDO	REC. MERCANCIA	DEVENGADO	PAGADO	DISP. PRESUPUESTO
E6010224575100	JUNTA ADMINISTRATIVA DEL ARCHIVO	54,600,000.00	54,600,000.00	54,600,000.00	0.00	40,800,000.00	0.00	0.00	0.00	13,800,000.00
E6010225075100	MUSEO HISTORICO CULTURAL JUAN SA	507,120,000.00	474,479,559.00	473,340,000.00	0.00	120,714,455.51	0.00	352,625,544.49	352,625,544.49	1,139,559.00
E6010226075100	MUSEO DR. RAFAEL ANGEL CALDERON	268,830,000.00	268,769,410.00	255,632,500.00	0.00	61,884,273.24	0.00	193,748,226.76	193,748,226.76	13,136,910.00
E6010227575100	MUSEO DE ARTE Y DISEÑO CONTEMPC	347,354,458.00	347,354,458.00	344,915,843.00	0.00	48,516,986.94	0.00	273,048,856.06	273,048,856.06	25,788,615.00
E6010228575100	CENTRO CULTURAL E HISTORICO JOSE	173,800,000.00	170,831,217.00	170,350,000.00	0.00	76,583,333.33	0.00	93,766,666.67	93,766,666.67	481,217.00
E6010231075300	CASA DE LA CULTURA DE PUNTARENAS	90,656,137.00	85,763,326.00	83,042,102.25	0.00	11,572,663.92	0.00	71,469,438.33	71,469,438.33	2,721,223.75
E6010320074900	CCSS CONTRIBUCION ESTATAL SEGUR	16,667,740.00	16,073,337.00	16,073,337.00	0.00	808,790.53	0.00	15,264,546.47	15,264,546.47	0.00
E6010320075100	CCSS CONTRIBUCION ESTATAL SEGUR	3,519,461.00	3,439,470.00	3,439,470.00	0.00	11,649.31	0.00	3,408,690.69	3,408,690.69	19,130.00
E6010320075300	CCSS CONTRIBUCION ESTATAL SEGUR	4,363,383.00	4,201,371.00	4,201,371.00	0.00	177,103.06	0.00	3,865,441.94	3,865,441.94	158,826.00
E6010320075500	CCSS CONTRIBUCION ESTATAL SEGUR	23,639,419.00	23,639,419.00	23,362,352.00	0.00	4,363,305.32	0.00	18,999,046.68	18,999,046.68	277,067.00
E6010320075800	CCSS CONTRIBUCION ESTATAL SEGUR	15,937,138.00	15,493,672.00	15,172,635.00	0.00	339,391.74	0.00	14,833,243.26	14,833,243.26	321,037.00
E6010320274900	CCSS CONTRIBUCION ESTATAL SEGUR	7,203,473.00	6,947,265.00	6,831,382.00	0.00	1,521,305.77	0.00	5,310,076.23	5,310,076.23	115,883.00
E6010320275100	CCSS CONTRIBUCION ESTATAL SEGUR	1,543,925.00	1,509,446.00	1,495,383.00	0.00	309,007.44	0.00	1,074,547.56	1,074,547.56	125,891.00
E6010320275300	CCSS CONTRIBUCION ESTATAL SEGUR	1,888,838.00	1,819,005.00	1,714,549.00	0.00	553,369.34	0.00	1,159,275.66	1,159,275.66	106,360.00
E6010320275500	CCSS CONTRIBUCION ESTATAL SEGUR	18,137,303.00	18,137,303.00	18,081,443.00	0.00	12,767,307.84	0.00	5,284,530.16	5,284,530.16	85,465.00
E6010320275800	CCSS CONTRIBUCION ESTATAL SEGUR	6,880,473.00	6,689,324.00	5,533,670.00	0.00	1,245,542.10	0.00	4,191,618.90	4,191,618.90	1,252,163.00
E6010520274900	SISTEMA NACIONAL DE RADIO Y TELEV	1,441,400,000.00	1,441,400,000.00	1,441,400,000.00	0.00	146,824,013.66	0.00	1,201,168,699.35	1,201,168,699.35	93,407,286.99
E-602	TRANSFERENCIAS CORRIENTES A PER	484,800,000.00	482,800,000.00	482,800,000.00	0.00	130,912,901.79	0.00	332,028,974.21	328,078,974.21	21,858,124.00
E-60202	BECAS A TERCERAS PERSONAS	46,800,000.00	46,800,000.00	46,800,000.00	0.00	1,880,000.00	0.00	42,120,000.00	42,120,000.00	2,800,000.00
E-60299	OTRAS TRANSFERENCIAS A PERSONAS	438,000,000.00	438,000,000.00	436,000,000.00	0.00	129,032,901.79	0.00	289,908,974.21	285,958,974.21	19,058,124.00
E-603	PRESTACIONES	450,367,646.00	482,367,646.00	431,925,000.00	0.00	74,577,089.80	0.00	155,254,685.80	155,254,685.80	252,535,870.40
E-60301	PRESTACIONES LEGALES	409,367,646.00	426,367,646.00	375,925,000.00	0.00	74,577,089.80	0.00	114,462,675.43	114,462,675.43	237,327,880.77
E-60399	OTRAS PRESTACIONES	41,000,000.00	56,000,000.00	56,000,000.00	0.00	0.00	0.00	40,792,010.37	40,792,010.37	15,207,989.63
E-604	TRANSF. C.TES A ENTIDADES PRIV. SIN	2,094,575,000.00	2,148,875,000.00	2,099,575,000.00	0.00	495,717,714.17	0.00	1,578,857,285.83	1,578,857,285.83	74,300,000.00
E6040120075100	ASOCIACION ACADEMIA COSTARRICEN	4,200,000.00	4,200,000.00	4,200,000.00	0.00	0.00	0.00	4,200,000.00	4,200,000.00	0.00
E6040120075300	ASOCIACION CENTRO ALAJUELENSE DI	5,160,000.00	5,160,000.00	5,160,000.00	0.00	0.00	0.00	5,160,000.00	5,160,000.00	0.00
E6040120075800	ASOCIACION SINFONICA DE HEREDIA (f	105,000,000.00	105,000,000.00	105,000,000.00	0.00	17,500,000.00	0.00	87,500,000.00	87,500,000.00	0.00
E6040221074900	FUNDACION AYUDENOS PARA AYUDAR	100,000,000.00	102,000,000.00	102,000,000.00	0.00	60,335,000.00	0.00	41,665,000.00	41,665,000.00	0.00
E6040221574900	FUNDACION AYUDENOS PARA AYUDAR	847,200,000.00	847,200,000.00	847,200,000.00	0.00	205,271,282.17	0.00	616,928,717.83	616,928,717.83	25,000,000.00
E6040222074900	FUNDACION PARQUE METROPOLITANO	1,000,000,000.00	1,052,300,000.00	1,003,000,000.00	0.00	212,611,432.00	0.00	790,388,568.00	790,388,568.00	49,300,000.00
E6040425075100	ACADEMIA DE GEOGRAFIA E HISTORIA.	3,570,000.00	3,570,000.00	3,570,000.00	0.00	0.00	0.00	3,570,000.00	3,570,000.00	0.00
E6040431675100	ACADEMIA COSTARRICENSE DE LA LEN	11,945,000.00	11,945,000.00	11,945,000.00	0.00	0.00	0.00	11,945,000.00	11,945,000.00	0.00
E6040436275100	TEMPORALIDADES DE LA ARQUIDIOCES	17,500,000.00	17,500,000.00	17,500,000.00	0.00	0.00	0.00	17,500,000.00	17,500,000.00	0.00
E-606	OTRAS TRANSFERENCIAS CORRIENTES	2,336,713,132.00	2,422,374,067.00	2,455,608,621.00	0.00	1.75	0.00	2,212,784,514.85	2,212,784,514.85	209,589,550.40
E-60601	INDEMNIZACIONES	2,336,713,132.00	2,422,374,067.00	2,455,608,621.00	0.00	1.75	0.00	2,212,784,514.85	2,212,784,514.85	209,589,550.40
E-607	TRANSFERENCIAS CORRIENTES AL SE	141,985,252.00	144,750,252.00	144,750,252.00	0.00	47,688,260.72	0.00	97,061,991.28	97,061,991.28	0.00
E6070120074900	PROGRAMA DE LAS NACIONES UNIDAS	70,000,000.00	70,000,000.00	70,000,000.00	0.00	7,000,000.00	0.00	63,000,000.00	63,000,000.00	0.00
E6070120075300	PROGRAMA IBEROAMERICANO DE CUL	14,550,000.00	14,550,000.00	14,550,000.00	0.00	14,550,000.00	0.00	0.00	0.00	0.00
E6070120075500	ASOCIACION DE BIBLIOTECAS NACION	2,007,900.00	2,007,900.00	2,007,900.00	0.00	36,225.00	0.00	1,971,675.00	1,971,675.00	0.00
E6070122074900	ORGANIZACION DE LAS NACIONES UNII	587,820.00	587,820.00	587,820.00	0.00	587,820.00	0.00	0.00	0.00	0.00
E6070122575100	UNESCO CONVENCION PARA LA SALVA	568,032.00	568,032.00	568,032.00	0.00	568,032.00	0.00	0.00	0.00	0.00
E6070147075500	CENTRO REGIONAL PARA EL FOMENTC	4,539,600.00	6,794,600.00	6,794,600.00	0.00	315,447.44	0.00	6,479,152.56	6,479,152.56	0.00
E6070153574900	SISTEMA ECONOMICO LATINOAMERICA	6,431,100.00	6,431,100.00	6,431,100.00	0.00	6,431,100.00	0.00	0.00	0.00	0.00
E6070154074900	COORDINADORA EDUCATIVA CULTURA	5,820,000.00	5,820,000.00	5,820,000.00	0.00	134,400.00	0.00	5,685,600.00	5,685,600.00	0.00
E6070154574900	PROGRAMA IBERRUTAS. (CUOTA ANUA	7,566,000.00	7,566,000.00	7,566,000.00	0.00	186,810.00	0.00	7,379,190.00	7,379,190.00	0.00
E6070154575500	PROGRAMA IBEROAMERICANO DE BIBL	8,730,000.00	9,030,000.00	9,030,000.00	0.00	211,617.84	0.00	8,818,382.16	8,818,382.16	0.00
E6070155074900	PROGRAMA IBEROAMERICANO DE MUS	17,460,000.00	17,460,000.00	17,460,000.00	0.00	17,460,000.00	0.00	0.00	0.00	0.00
E6070155075500	PROGRAMA IBEROAMERICANO PARA L	2,910,000.00	2,910,000.00	2,910,000.00	0.00	66,550.00	0.00	2,843,450.00	2,843,450.00	0.00
E6070221075500	NUMERO INTERNACIONAL NORMALIZAC	261,900.00	471,900.00	471,900.00	0.00	127,613.94	0.00	344,286.06	344,286.06	0.00

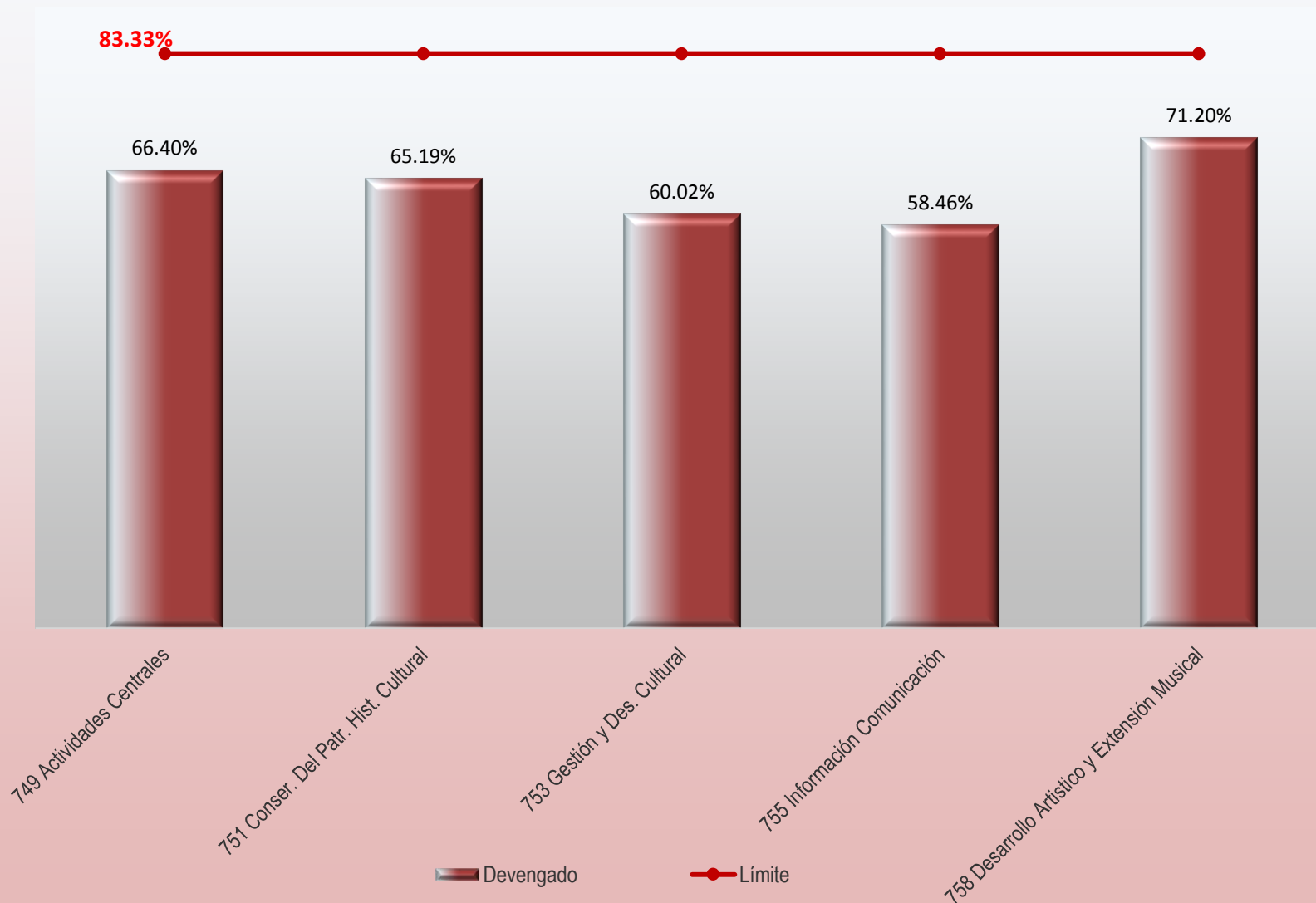
DISP. CUOTA LIBERADO	DISPONIBLE CUOTA REAL (SAP)	% EJECUCION TOTAL
7,734,426,820.67	7,666,687,866.67	65.46%
5,097,220,918.40	5,097,220,918.40	57.59%
1,895,316,869.50	1,895,316,869.50	67.46%
1,873,317,914.33	1,873,317,914.33	67.57%
21,998,955.17	21,998,955.17	53.95%
23,956,879.70	23,956,879.70	69.46%
23,956,879.70	23,956,879.70	69.46%
3,149,152,891.40	3,149,152,891.40	50.72%
1,148,435,119.62	1,148,435,119.62	57.05%
847,870,529.43	847,870,529.43	58.96%
927,677,146.62	927,677,146.62	9.87%
99,056,442.38	99,056,442.38	80.13%
126,113,653.35	126,113,653.35	32.76%
14,026,706.00	14,026,706.00	53.86%
4,471,588.00	4,471,588.00	76.44%
4,137,682.00	4,137,682.00	71.19%
70,408.00	70,408.00	63.73%
1,095,367.00	1,095,367.00	36.01%
3,570,824.00	3,570,824.00	62.66%
241,707.00	241,707.00	76.43%
183,098.00	183,098.00	71.19%
3,805.00	3,805.00	63.73%
59,209.00	59,209.00	37.84%
193,018.00	193,018.00	62.66%
14,767,571.80	14,767,571.80	55.04%
2,455,748.00	2,455,748.00	76.04%
2,272,371.00	2,272,371.00	70.81%
38,667.00	38,667.00	63.42%
601,564.00	601,564.00	36.69%
1,961,058.00	1,961,058.00	49.30%
725,123.00	725,123.00	76.43%
670,975.00	670,975.00	71.19%
11,418.00	11,418.00	63.73%
177,627.00	177,627.00	37.84%
579,053.00	579,053.00	62.66%
1,450,245.00	1,450,245.00	76.43%
1,341,951.00	1,341,951.00	71.19%
22,835.00	22,835.00	63.73%
355,254.00	355,254.00	38.38%
1,158,105.00	1,158,105.00	62.66%
945,577.80	945,577.80	92.50%
1,099,416,761.34	1,098,716,761.34	51.65%
100,268,809.45	100,268,809.45	53.82%
16,429,425.24	16,429,425.24	57.46%
25,219,168.00	25,219,168.00	56.34%
19,817,635.00	19,817,635.00	12.50%

DISP. CUOTA LIBERADO	DISPONIBLE CUOTA REAL (SAP)	% EJECUCION TOTAL
38,802,581.21	38,802,581.21	54.62%
75,380,571.79	75,380,571.79	63.18%
36,762,778.98	36,762,778.98	52.07%
18,380,333.91	18,380,333.91	72.38%
820,040.00	820,040.00	11.06%
12,807,118.35	12,807,118.35	65.46%
6,610,300.55	6,610,300.55	64.25%
47,734,572.67	47,734,572.67	31.79%
5,370,553.00	5,370,553.00	15.22%
11,565,584.07	11,565,584.07	49.87%
17,918,405.00	17,918,405.00	20.34%
10,060,450.00	10,060,450.00	31.18%
0.60	0.60	22.67%
200,000.00	200,000.00	0.00%
2,619,580.00	2,619,580.00	2.66%
629,951,806.51	629,951,806.51	54.34%
12,500.00	12,500.00	0.00%
40,416,000.00	40,416,000.00	5.46%
38,488,153.27	38,488,153.27	54.39%
4,661,100.00	4,661,100.00	68.73%
258,072,298.61	258,072,298.61	59.59%
288,301,754.63	288,301,754.63	51.98%
92,570,603.02	92,570,603.02	57.47%
34,693,683.00	34,693,683.00	31.96%
19,199,397.82	19,199,397.82	73.45%
28,608,000.93	28,608,000.93	61.75%
10,069,521.27	10,069,521.27	13.61%
9,964,502.48	9,264,502.48	90.62%
9,964,502.48	9,264,502.48	90.62%
4,504,198.60	4,504,198.60	49.88%
1,641,053.60	1,641,053.60	32.32%
1,488,145.00	1,488,145.00	69.73%
1,375,000.00	1,375,000.00	30.49%
133,640,968.82	133,640,968.82	19.44%
70,050,734.18	70,050,734.18	14.31%
1,429.00	1,429.00	0.00%
209,593.60	209,593.60	8.23%
18,275,320.69	18,275,320.69	24.12%
11,839,000.00	11,839,000.00	6.54%
3,672,909.95	3,672,909.95	8.13%
28,631,981.40	28,631,981.40	42.22%
960,000.00	960,000.00	1.36%
2,086,728.00	2,086,728.00	32.04%
1,150,000.00	1,150,000.00	0.00%
936,728.00	936,728.00	45.95%
3,314,000.00	3,314,000.00	10.16%
146,000.00	146,000.00	0.45%
2,950,000.00	2,950,000.00	12.86%
218,000.00	218,000.00	0.00%
141,374,480.60	141,124,480.60	29.54%
59,603,179.27	59,603,179.27	34.61%

DISP. CUOTA LIBERADO	DISPONIBLE CUOTA REAL (SAP)	% EJECUCION TOTAL
23,397,755.49	23,397,755.49	43.18%
2,350,000.00	2,350,000.00	0.00%
33,262,105.03	33,262,105.03	28.87%
593,318.75	593,318.75	8.75%
875,876.00	875,876.00	15.18%
500,000.00	500,000.00	0.00%
375,876.00	375,876.00	20.25%
22,548,708.06	22,298,708.06	12.96%
6,191,057.55	6,191,057.55	9.39%
90,000.00	90,000.00	3.65%
4,802,945.00	4,802,945.00	8.70%
9,597,350.01	9,347,350.01	18.83%
562,500.00	562,500.00	6.10%
1,304,855.50	1,304,855.50	4.73%
6,221,931.72	6,221,931.72	10.35%
791,745.00	791,745.00	7.54%
5,430,186.72	5,430,186.72	10.75%
52,124,785.55	52,124,785.55	33.02%
10,785,710.17	10,785,710.17	6.93%
2,835,060.00	2,835,060.00	0.00%
27,472,885.78	27,472,885.78	44.81%
3,312,005.00	3,312,005.00	3.58%
4,239,081.98	4,239,081.98	26.41%
1,373,453.37	1,373,453.37	34.18%
1,050,000.00	1,050,000.00	0.00%
1,056,589.25	1,056,589.25	18.34%
605,203,574.04	584,203,574.04	19.97%
81,358,047.08	60,358,047.08	27.45%
0.00	0.00	0.00%
-355,328.2	-355,328.2	0.00%
853,995.82	853,995.82	27.42%
21,012,600.00	12,600.00	1.36%
59,670,619.46	59,670,619.46	32.45%
176,160.00	176,160.00	0.00%
521,834,962.34	521,834,962.34	17.45%
521,834,962.34	521,834,962.34	17.45%
2,010,564.62	2,010,564.62	28.40%
10,564.62	10,564.62	60.60%
2,000,000.00	2,000,000.00	0.00%
791,211,086.29	745,422,132.29	74.48%
301,435,633.49	301,435,633.49	73.82%
0.00	0.00	63.57%
26,655,424.00	26,655,424.00	83.33%
0.00	0.00	77.48%
26,655,424.00	26,655,424.00	77.85%
0.00	0.00	72.23%
26,655,424.00	26,655,424.00	66.55%
26,655,424.00	26,655,424.00	76.05%
0.00	0.00	60.13%
143,701.50	143,701.50	0.00%
63,695,147.00	63,695,147.00	76.74%

DISP. CUOTA LIBERADO	DISPONIBLE CUOTA REAL (SAP)	% EJECUCION TOTAL
13,800,000.00	13,800,000.00	0.00%
0.00	0.00	74.32%
0.00	0.00	72.09%
23,350,000.00	23,350,000.00	78.61%
0.00	0.00	54.89%
0.00	0.00	83.33%
0.00	0.00	94.97%
19,130.00	19,130.00	99.11%
158,826.00	158,826.00	92.00%
0.00	0.00	80.37%
0.00	0.00	95.74%
0.00	0.00	76.43%
111,828.00	111,828.00	71.19%
1,904.00	1,904.00	63.73%
29,605.00	29,605.00	29.14%
96,509.00	96,509.00	62.66%
93,407,286.99	93,407,286.99	83.33%
19,858,124.00	7,303,724.00	68.49%
2,800,000.00	2,800,000.00	90.00%
17,058,124.00	4,503,724.00	66.19%
202,093,224.40	202,093,224.40	32.19%
186,885,234.77	186,885,234.77	26.85%
15,207,989.63	15,207,989.63	72.84%
25,000,000.00	25,000,000.00	73.47%
0.00	0.00	100.00%
0.00	0.00	100.00%
0.00	0.00	83.33%
0.00	0.00	40.85%
25,000,000.00	25,000,000.00	72.82%
0.00	0.00	75.11%
0.00	0.00	100.00%
0.00	0.00	100.00%
0.00	0.00	100.00%
242,824,104.40	209,589,550.40	91.35%
242,824,104.40	209,589,550.40	91.35%
0.00	0.00	67.05%
0.00	0.00	90.00%
0.00	0.00	0.00%
0.00	0.00	98.20%
0.00	0.00	0.00%
0.00	0.00	0.00%
0.00	0.00	95.36%
0.00	0.00	0.00%
0.00	0.00	97.69%
0.00	0.00	97.53%
0.00	0.00	97.66%
0.00	0.00	0.00%
0.00	0.00	97.71%
0.00	0.00	72.96%

**EJECUCION PRESUPUESTARIA
MINISTERIO DE CULTURA Y JUVENTUD
LIQUIDACION AL 31 DE OCTUBRE DEL 2018**



MINISTERIO DE HACIENDA - CONTABILIDAD NACIONAL
INFORME DE PRESUPUESTO DE EGRESOS
PROGRAMA 749 ACTIVIDADES CENTRALES
31 de octubre de 2018

PROGRAMA	POS. PRESUPUESTARIA	DESCRIPCION	LEY DE PRESUPUESTO	APROP. ACT	CUOTA LIBERADA	SOLICITADO	COMPROMETIDO	REC. MERCANCIA	DEVENGADO	PAGADO	DISP. PRESUPUESTO	DISP. CUOTA LIBERADO
21374900			13,804,647,000.00	13,615,735,015.00	13,235,288,436.74	62,264,161.23	2,043,817,862.42	12,824,617.00	9,040,569,627.91	8,917,994,174.98	2,456,258,746.44	2,075,812,168.18
21374900	E-0	REMUNERACIONES	3,779,881,488.00	3,647,051,364.00	3,590,167,621.70	0.00	112,391,853.00	0.00	2,591,743,497.33	2,580,490,726.74	942,916,013.67	886,032,271.37
21374900	E-001	REMUNERACIONES BASICAS	1,325,555,000.00	1,293,206,525.00	1,280,813,375.00	0.00	0.00	0.00	1,017,786,424.60	1,017,786,424.60	275,420,100.40	263,026,950.40
21374900	E-00101	SUELDOS PARA CARGOS FIJOS	1,310,000,000.00	1,277,651,525.00	1,265,258,375.00	0.00	0.00	0.00	1,007,257,854.76	1,007,257,854.76	270,393,670.24	258,000,520.24
21374900	E-00105	SUPLENCIAS	15,555,000.00	15,555,000.00	15,555,000.00	0.00	0.00	0.00	10,528,569.84	10,528,569.84	5,026,430.16	5,026,430.16
21374900	E-002	REMUNERACIONES EVENTUALES	55,000,000.00	45,658,459.00	45,658,458.70	0.00	0.00	0.00	35,929,546.00	35,929,546.00	9,728,913.00	9,728,912.70
21374900	E-00201	TIEMPO EXTRAORDINARIO	55,000,000.00	45,658,459.00	45,658,458.70	0.00	0.00	0.00	35,929,546.00	35,929,546.00	9,728,913.00	9,728,912.70
21374900	E-003	INCENTIVOS SALARIALES	1,782,353,994.00	1,711,023,899.00	1,675,493,380.00	0.00	0.00	0.00	1,072,506,960.53	1,072,506,960.53	638,516,938.47	602,986,419.47
21374900	E-00301	RETRIBUCION POR AÑOS SERVIDOS	490,000,000.00	476,442,602.00	463,225,254.00	0.00	0.00	0.00	321,433,116.59	321,433,116.59	155,009,485.41	141,792,137.41
21374900	E-00302	RESTRICCION AL EJERCICIO LIBERAL DE LA	618,000,000.00	608,675,604.00	599,786,064.00	0.00	0.00	0.00	450,904,485.78	450,904,485.78	157,771,118.22	148,881,578.22
21374900	E-00304	SALARIO ESCOLAR	206,118,000.00	194,118,000.00	183,118,000.00	0.00	0.00	0.00	182,574,286.07	182,574,286.07	11,543,713.93	543,713.93
21374900	E-00399	OTROS INCENTIVOS SALARIALES	186,716,000.00	158,804,554.00	157,951,394.00	0.00	0.00	0.00	117,324,150.75	117,324,150.75	41,480,403.25	40,627,243.25
21374900	E-00303	DECIMOTERCER MES	281,519,994.00	272,983,139.00	271,412,668.00	0.00	0.00	0.00	270,921.34	270,921.34	272,712,217.66	271,141,746.66
21374900	E-004	CONTRIB. PATRONALES AL DES. Y LA SEGU	280,935,428.00	270,943,311.00	266,423,874.00	0.00	54,613,946.21	0.00	207,096,632.79	207,096,632.79	9,232,732.00	4,713,295.00
21374900	E0040120074900	CCSS CONTRIBUCION PATRONAL SEGURO S	266,528,483.00	257,048,782.00	252,761,111.00	0.00	51,812,751.84	0.00	196,476,771.16	196,476,771.16	8,759,259.00	4,471,588.00
21374900	E0040520074900	BANCO POPULAR Y DE DESARROLLO COMU	14,406,945.00	13,894,529.00	13,662,763.00	0.00	2,801,194.37	0.00	10,619,861.63	10,619,861.63	473,473.00	241,707.00
21374900	E-005	CONTRIB PATRONALES A FOND PENS Y OTR	336,037,066.00	326,219,170.00	321,778,534.00	0.00	57,777,906.79	0.00	258,423,933.41	247,171,162.82	10,017,329.80	5,576,693.80
21374900	E0050120074900	CCSS CONTRIBUCION PATRONAL SEGURO F	146,374,561.00	141,168,412.00	138,813,670.00	0.00	29,010,091.81	0.00	107,347,830.19	107,347,830.19	4,810,490.00	2,455,748.00
21374900	E0050220074900	CCSS APOORTE PATRONAL REGIMEN PENSIO	43,220,835.00	41,683,586.00	40,988,288.00	0.00	8,403,547.59	0.00	31,859,617.41	31,859,617.41	1,420,421.00	725,123.00
21374900	E0050320074900	CCSS APOORTE PATRONAL FONDO CAPITALIZ	86,441,670.00	83,367,172.00	81,976,576.00	0.00	16,807,153.47	0.00	63,719,177.53	63,719,177.53	2,840,841.00	1,450,245.00
21374900	E0050520074900	ASOCIACION DE EMPLEADOS DEL MINISTER	60,000,000.00	60,000,000.00	60,000,000.00	0.00	3,557,113.92	0.00	55,497,308.28	44,244,537.69	945,577.80	945,577.80
21374900	E-1	SERVICIOS	3,526,755,926.00	3,428,899,829.00	3,142,849,427.71	56,790,446.23	484,857,729.40	12,824,617.00	1,781,503,693.07	1,675,953,083.72	1,092,923,343.30	806,872,942.01
21374900	E-101	ALQUILERES	420,000,000.00	367,700,000.00	305,699,999.90	0.00	29,342,156.49	0.00	195,836,094.20	175,716,725.77	142,521,749.31	80,521,749.21
21374900	E-10102	ALQUILER DE MAQUINARIA, EQUIPO Y MOBIL	200,000,000.00	200,000,000.00	138,000,000.00	0.00	100,000.00	0.00	112,680,832.00	112,680,832.00	87,219,168.00	25,219,168.00
21374900	E-10104	ALQUILER Y DERECHOS PARA TELECOMUNI	20,000,000.00	20,000,000.00	20,000,000.00	0.00	833,336.00	0.00	1,666,664.00	1,458,331.00	17,500,000.00	17,500,000.00
21374900	E-10199	OTROS ALQUILERES	200,000,000.00	147,700,000.00	147,699,999.90	0.00	28,408,820.49	0.00	81,488,598.20	61,577,562.77	37,802,581.31	37,802,581.21
21374900	E-102	SERVICIOS BASICOS	215,128,608.00	215,128,608.00	200,828,607.45	0.00	20,523,506.05	0.00	132,332,650.66	118,904,275.01	62,272,451.29	47,972,450.74
21374900	E-10201	SERVICIO DE AGUA Y ALCANTARILLADO	80,243,628.00	80,243,628.00	80,243,628.00	0.00	10,156,464.00	0.00	43,956,876.02	38,695,982.02	26,130,287.98	26,130,287.98
21374900	E-10202	SERVICIO DE ENERGIA ELECTRICA	35,054,940.00	35,054,940.00	35,054,940.00	0.00	2,159,225.00	0.00	24,044,699.24	21,329,199.24	8,851,015.76	8,851,015.76
21374900	E-10203	SERVICIO DE CORREO	65,040.00	65,040.00	65,040.00	0.00	0.00	0.00	0.00	0.00	65,040.00	65,040.00
21374900	E-10204	SERVICIO DE TELECOMUNICACIONES	83,765,000.00	83,765,000.00	69,464,999.45	0.00	7,630,909.00	0.00	53,542,823.45	48,090,841.80	22,591,267.55	8,291,267.00
21374900	E-10299	OTROS SERVICIOS BASICOS	16,000,000.00	16,000,000.00	16,000,000.00	0.00	576,908.05	0.00	10,788,251.95	10,788,251.95	4,634,840.00	4,634,840.00
21374900	E-103	SERVICIOS COMERCIALES Y FINANCIEROS	134,192,800.00	126,183,169.00	100,266,823.52	1,550,400.00	31,217,242.43	489,617.00	39,072,091.42	32,764,227.26	53,853,818.15	27,937,472.67
21374900	E-10301	INFORMACION	9,679,000.00	9,679,000.00	5,339,500.00	0.00	1,427,300.00	489,617.00	2,939,700.00	2,939,700.00	4,822,383.00	482,883.00
21374900	E-10302	PUBLICIDAD Y PROPAGANDA	64,239,000.00	56,029,369.00	56,029,368.52	1,050,400.00	24,459,505.43	0.00	22,524,279.02	16,230,654.86	7,995,184.55	7,995,184.07
21374900	E-10303	IMPRESION, ENCUADERNACION Y OTROS	30,274,800.00	30,274,800.00	30,274,800.00	500,000.00	5,051,435.00	0.00	6,963,960.00	6,949,720.00	17,759,405.00	17,759,405.00
21374900	E-10305	SERVICIOS ADUANEROS	28,000,000.00	28,000,000.00	6,423,155.00	0.00	0.00	0.00	6,423,154.40	6,423,154.40	21,576,845.60	0.60
21374900	E-10306	COMIS. Y GASTOS POR SERV. FINANCIEROS	0.00	200,000.00	200,000.00	0.00	0.00	0.00	0.00	0.00	200,000.00	200,000.00
21374900	E-10307	SERVICIOS DE TRANSFERENCIA ELECTRONI	2,000,000.00	2,000,000.00	2,000,000.00	0.00	279,002.00	0.00	220,998.00	220,998.00	1,500,000.00	1,500,000.00
21374900	E-104	SERVICIOS DE GESTION Y APOYO	2,026,773,678.00	2,007,449,194.00	1,963,623,199.86	29,000,000.00	349,433,611.49	0.00	1,071,436,945.60	1,010,799,767.40	557,578,636.91	513,752,642.77
21374900	E-10403	SERVICIOS DE INGENIERIA	70,000,000.00	70,000,000.00	70,000,000.00	0.00	25,134,000.00	0.00	4,450,000.00	4,450,000.00	40,416,000.00	40,416,000.00
21374900	E-10404	SERVICIOS EN CIENCIAS ECONOMICAS Y SC	228,670,000.00	213,645,516.00	213,645,513.54	9,500,000.00	43,342,226.32	0.00	131,870,346.95	128,395,346.95	28,932,942.73	28,932,940.27
21374900	E-10405	SERVICIO DE DESARROLLO DE SISTEMAS IN	30,000,000.00	65,000,000.00	65,000,000.00	0.00	20,513,375.00	0.00	44,325,525.00	44,325,525.00	161,100.00	161,100.00
21374900	E-10406	SERVICIOS GENERALES	775,787,896.00	738,487,896.00	707,487,896.21	0.00	107,738,289.82	0.00	405,802,785.02	365,761,684.08	224,946,821.16	193,946,820.37
21374900	E-10499	OTROS SERVICIOS DE GESTION Y APOYO	922,315,782.00	920,315,782.00	907,489,791.11	19,500,000.00	152,705,720.35	0.00	484,988,288.63	467,867,211.37	263,121,773.02	250,295,782.13
21374900	E-105	GASTOS DE VIAJE Y DE TRANSPORTE	392,289,840.00	373,062,858.00	313,776,884.98	501,475.23	21,611,119.81	0.00	228,985,001.92	228,091,751.61	121,965,261.04	62,679,288.02
21374900	E-10501	TRANSPORTE DENTRO DEL PAIS	41,686,490.00	41,686,490.00	41,686,490.00	0.00	1,814,414.50	0.00	26,144,557.50	26,140,097.50	13,727,518.00	13,727,518.00
21374900	E-10502	VIATICOS DENTRO DEL PAIS	89,055,350.00	89,055,350.00	89,055,350.00	501,475.23	13,090,850.00	0.00	64,688,776.95	64,309,226.95	10,774,247.82	10,774,247.82
21374900	E-10503	TRANSPORTE EN EL EXTERIOR	226,000,000.00	215,800,000.00	166,972,479.00	0.00	4,020,618.64	0.00	134,343,859.43	133,898,431.72	77,435,521.93	28,608,000.93
21374900	E-10504	VIATICOS EN EL EXTERIOR	35,548,000.00	26,521,018.00	16,062,565.98	0.00	2,685,236.67	0.00	3,807,808.04	3,743,995.44	20,027,973.29	9,569,521.27
21374900	E-106	SEGUROS, REASEGUROS Y OTRAS OBLIGAC	72,000,000.00	72,000,000.00	72,000,000.00	0.00	121,148.00	0.00	70,708,820.00	70,708,820.00	1,170,032.00	1,870,032.00
21374900	E-10601	SEGUROS	72,000,000.00	72,000,000.00	72,000,000.00	0.00	121,148.00	0.00	70,708,820.00	70,708,820.00	1,170,032.00	1,870,032.00

PROGRAMA	POS. PRESUPUESTARIA	DESCRIPCION	LEY DE PRESUPUESTO	APROP. ACT	CUOTA LIBERADA	SOLICITADO	COMPROMETIDO	REC. MERCANCIA	DEVENGADO	PAGADO	DISP. PRESUPUESTO	DISP. CUOTA LIBERADO
21374900	E-107	CAPACITACION Y PROTOCOLO	19,560,000.00	20,565,000.00	19,934,248.00	740,000.00	2,240,733.94	555,000.00	14,210,060.46	14,001,806.46	2,819,205.60	2,188,453.60
21374900	E-10701	ACTIVIDADES DE CAPACITACION	5,060,000.00	7,060,000.00	6,984,248.00	740,000.00	1,854,760.00	555,000.00	3,461,034.40	3,286,034.40	449,205.60	373,453.60
21374900	E-10702	ACTIVIDADES PROTOCOLARIAS Y SOCIALES	12,000,000.00	11,005,000.00	10,450,000.00	0.00	23,295.00	0.00	9,986,705.00	9,986,705.00	995,000.00	440,000.00
21374900	E-10703	GASTOS DE REPRESENTACION INSTITUCION	2,500,000.00	2,500,000.00	2,500,000.00	0.00	362,678.94	0.00	762,321.06	729,067.06	1,375,000.00	1,375,000.00
21374900	E-108	MANTENIMIENTO Y REPARACION	244,411,000.00	244,411,000.00	163,719,664.00	24,998,571.00	30,368,211.19	11,780,000.00	28,314,086.81	24,357,768.21	148,950,131.00	68,258,795.00
21374900	E-10801	MANTENIMIENTO DE EDIFICIOS, LOCALES Y	130,000,000.00	130,000,000.00	56,379,664.00	0.00	19,965,586.92	0.00	1,962,690.48	1,852,690.48	108,071,722.60	34,451,386.60
21374900	E-10803	MANTENIMIENTO DE INSTALACIONES Y OTR.	25,000,000.00	25,000,000.00	25,000,000.00	24,998,571.00	0.00	0.00	0.00	0.00	1,429.00	1,429.00
21374900	E-10805	MANT. Y REPARACION DE EQUIPO DE TRAN\$	19,000,000.00	19,000,000.00	14,000,000.00	0.00	3,598.35	2,500,000.00	456,401.65	456,401.65	16,040,000.00	11,040,000.00
21374900	E-10806	MANT. Y REPARACION DE EQUIPO DE COMU	10,380,000.00	10,380,000.00	10,380,000.00	0.00	0.00	0.00	0.00	0.00	10,380,000.00	10,380,000.00
21374900	E-10807	MANT. Y REPARACION DE EQUIPO Y MOBILIA	5,223,000.00	5,223,000.00	3,252,000.00	0.00	334,000.00	0.00	374,000.00	374,000.00	4,515,000.00	2,544,000.00
21374900	E-10808	MANT. Y REP. DE EQUIPO DE COMPUTO Y SI	54,308,000.00	54,308,000.00	54,308,000.00	0.00	10,065,025.92	9,280,000.00	25,520,994.68	21,674,676.08	9,441,979.40	9,441,979.40

PROGRAMA	POS. PRESUPUESTARIA	DESCRIPCION	LEY DE PRESUPUESTO	APROP. ACT	CUOTA LIBERADA	SOLICITADO	COMPROMETIDO	REC. MERCANCIA	DEVENGADO	PAGADO	DISP. PRESUPUESTO	DISP. CUOTA LIBERADO
21374900	E-10899	MANTENIMIENTO Y REPARACION DE OTROS	500,000.00	500,000.00	400,000.00	0.00	0.00	0.00	0.00	0.00	500,000.00	400,000.00
21374900	E-109	IMPUESTOS	1,500,000.00	1,500,000.00	1,500,000.00	0.00	0.00	0.00	457,942.00	457,942.00	1,042,058.00	1,042,058.00
21374900	E-10902	IMPUESTOS SOBRE BIENES INMUEBLES	1,000,000.00	1,000,000.00	1,000,000.00	0.00	0.00	0.00	0.00	0.00	1,000,000.00	1,000,000.00
21374900	E-10999	OTROS IMPUESTOS	500,000.00	500,000.00	500,000.00	0.00	0.00	0.00	457,942.00	457,942.00	42,058.00	42,058.00
21374900	E-199	SERVICIOS DIVERSOS	900,000.00	900,000.00	800,000.00	0.00	0.00	0.00	150,000.00	150,000.00	750,000.00	650,000.00
21374900	E-19905	DEDUCIBLES	600,000.00	600,000.00	600,000.00	0.00	0.00	0.00	150,000.00	150,000.00	450,000.00	450,000.00
21374900	E-19999	OTROS SERVICIOS NO ESPECIFICADOS	300,000.00	300,000.00	200,000.00	0.00	0.00	0.00	0.00	0.00	300,000.00	200,000.00
21374900	E-2	MATERIALES Y SUMINISTROS	115,320,000.00	115,120,000.00	111,219,999.08	2,473,715.00	5,793,448.99	0.00	26,186,902.78	20,414,829.79	80,665,933.23	76,765,932.31
21374900	E-201	PRODUCTOS QUIMICOS Y CONEXOS	54,020,000.00	54,020,000.00	53,869,999.14	900,000.00	749,524.00	0.00	20,958,112.96	15,214,469.97	31,412,363.04	31,262,362.18
21374900	E-20101	COMBUSTIBLES Y LUBRICANTES	27,000,000.00	27,000,000.00	26,999,999.14	0.00	686,204.00	0.00	10,880,563.14	10,855,563.14	15,433,232.86	15,433,232.00
21374900	E-20102	PRODUCTOS FARMACEUTICOS Y MEDICINAL	2,000,000.00	2,000,000.00	2,000,000.00	0.00	0.00	0.00	0.00	0.00	2,000,000.00	2,000,000.00
21374900	E-20104	TINTAS, PINTURAS Y DILUYENTES	24,520,000.00	24,520,000.00	24,520,000.00	900,000.00	63,320.00	0.00	10,077,549.82	4,358,906.83	13,479,130.18	13,479,130.18
21374900	E-20199	OTROS PRODUCTOS QUIMICOS Y CONEXOS	500,000.00	500,000.00	350,000.00	0.00	0.00	0.00	0.00	0.00	500,000.00	350,000.00
21374900	E-202	ALIMENTOS Y PRODUCTOS AGROPECUARIO	1,700,000.00	1,700,000.00	1,300,000.00	0.00	363,856.00	0.00	536,144.00	521,229.00	800,000.00	400,000.00
21374900	E-20202	PRODUCTOS AGROFORESTALES	800,000.00	800,000.00	400,000.00	0.00	0.00	0.00	0.00	0.00	800,000.00	400,000.00
21374900	E-20203	ALIMENTOS Y BEBIDAS	900,000.00	900,000.00	900,000.00	0.00	363,856.00	0.00	536,144.00	521,229.00	0.00	0.00
21374900	E-203	MATERIALES Y PROD DE USO EN LA CONST	23,350,000.00	23,150,000.00	21,899,999.94	0.00	168,894.01	0.00	1,462,401.69	1,453,751.69	21,518,704.30	20,268,704.24
21374900	E-20301	MATERIALES Y PRODUCTOS METALICOS	6,150,000.00	6,150,000.00	6,150,000.00	0.00	11,565.00	0.00	48,435.00	48,435.00	6,090,000.00	6,090,000.00
21374900	E-20302	MATERIALES Y PRODUCTOS MINERALES Y A	200,000.00	200,000.00	100,000.00	0.00	2,695.00	0.00	7,305.00	7,305.00	190,000.00	90,000.00
21374900	E-20303	MADERA Y SUS DERIVADOS	5,000,000.00	4,800,000.00	4,800,000.00	0.00	0.00	0.00	0.00	0.00	4,800,000.00	4,800,000.00
21374900	E-20304	MAT. Y PROD. ELECTRICOS, TELEFONICOS Y	9,500,000.00	9,500,000.00	9,499,999.94	0.00	80,849.01	0.00	1,160,302.19	1,160,302.19	8,258,848.80	8,258,848.74
21374900	E-20306	MATERIALES Y PRODUCTOS DE PLASTICO	1,000,000.00	1,000,000.00	600,000.00	0.00	23,785.00	0.00	76,215.00	67,565.00	900,000.00	500,000.00
21374900	E-20399	OTROS MAT. Y PROD.DE USO EN LA CONST	1,500,000.00	1,500,000.00	750,000.00	0.00	50,000.00	0.00	170,144.50	170,144.50	1,279,855.50	529,855.50
21374900	E-204	HERRAMIENTAS, REPUESTOS Y ACCESORIC	3,550,000.00	3,550,000.00	3,050,000.00	1,573,715.00	93,980.00	0.00	206,020.00	206,020.00	1,676,285.00	1,176,285.00
21374900	E-20401	HERRAMIENTAS E INSTRUMENTOS	1,000,000.00	1,000,000.00	500,000.00	0.00	0.00	0.00	0.00	0.00	1,000,000.00	500,000.00
21374900	E-20402	REPUESTOS Y ACCESORIOS	2,550,000.00	2,550,000.00	2,550,000.00	1,573,715.00	93,980.00	0.00	206,020.00	206,020.00	676,285.00	676,285.00
21374900	E-299	UTILES, MATERIALES Y SUMINISTROS DIVE	32,700,000.00	32,700,000.00	31,100,000.00	0.00	4,417,194.98	0.00	3,024,224.13	3,019,359.13	25,258,580.89	23,658,580.89
21374900	E-29901	UTILES Y MATERIALES DE OFICINA Y COMPL	3,300,000.00	3,300,000.00	3,300,000.00	0.00	250,129.98	0.00	604,419.45	604,419.45	2,445,450.57	2,445,450.57
21374900	E-29902	UTILES Y MATERIALES MEDICO, HOSPITALA	3,000,000.00	3,000,000.00	3,000,000.00	0.00	164,940.00	0.00	0.00	0.00	2,835,060.00	2,835,060.00
21374900	E-29903	PRODUCTOS DE PAPEL, CARTON E IMPRES	17,200,000.00	17,200,000.00	17,200,000.00	0.00	3,552,205.00	0.00	2,372,724.68	2,367,859.68	11,275,070.32	11,275,070.32
21374900	E-29904	TEXTILES Y VESTUARIO	3,700,000.00	3,700,000.00	3,700,000.00	0.00	400,000.00	0.00	0.00	0.00	3,300,000.00	3,300,000.00
21374900	E-29905	UTILES Y MATERIALES DE LIMPIEZA	2,200,000.00	2,200,000.00	1,700,000.00	0.00	8,810.00	0.00	11,190.00	11,190.00	2,180,000.00	1,680,000.00
21374900	E-29906	UTILES Y MATERIALES DE RESGUARDO Y SE	1,200,000.00	1,200,000.00	800,000.00	0.00	0.00	0.00	0.00	0.00	1,200,000.00	800,000.00
21374900	E-29907	UTILES Y MATERIALES DE COCINA Y COMED	1,500,000.00	1,500,000.00	1,050,000.00	0.00	0.00	0.00	0.00	0.00	1,500,000.00	1,050,000.00
21374900	E-29999	OTROS UTILES, MATERIALES Y SUMINISTRO	600,000.00	600,000.00	350,000.00	0.00	41,110.00	0.00	35,890.00	35,890.00	523,000.00	273,000.00
21374900	E-5	BIENES DURADEROS	134,950,000.00	134,950,000.00	117,950,000.00	3,000,000.00	929,167.00	0.00	31,657,950.50	31,657,950.50	99,362,882.50	82,362,883
21374900	E-501	MAQUINARIA, EQUIPO Y MOBILIARIO	116,950,000.00	116,950,000.00	109,950,000.00	3,000,000.00	929,167.00	0.00	25,657,950.50	25,657,950.50	87,362,882.50	80,362,883
21374900	E-50101	MAQUINARIA Y EQUIPO PARA LA PRODUCCIA	2,000,000.00	1,732,639.60	0.00	0.00	0.00	0.00	0.00	0.00	1,732,639.60	0.00
21374900	E-50102	EQUIPO DE TRANSPORTE	0.00	267,360.40	0.00	0.00	267,360.40	0.00	0.00	0.00	0.00	-267,360.40
21374900	E-50103	EQUIPO DE COMUNICACION	5,850,000.00	5,850,000.00	850,000.00	0.00	0.00	0.00	0.00	0.00	5,850,000.00	850,000.00
21374900	E-50104	EQUIPO Y MOBILIARIO DE OFICINA	21,000,000.00	21,000,000.00	21,000,000.00	0.00	0.00	0.00	0.00	0.00	21,000,000.00	21,000,000.00
21374900	E-50105	EQUIPO Y PROGRAMAS DE COMPUTO	87,100,000.00	87,100,000.00	87,100,000.00	2,000,000.00	661,806.60	0.00	25,657,950.50	25,657,950.50	58,780,242.90	58,780,242.90
21374900	E-50199	MAQUINARIA, EQUIPO Y MOBILIARIO DIVERS	1,000,000.00	1,000,000.00	1,000,000.00	1,000,000.00	0.00	0.00	0.00	0.00	0.00	0.00
21374900	E-599	BIENES DURADEROS DIVERSOS	18,000,000.00	18,000,000.00	8,000,000.00	0.00	0.00	0.00	6,000,000.00	6,000,000.00	12,000,000.00	2,000,000.00
21374900	E-59903	BIENES INTANGIBLES	6,000,000.00	6,000,000.00	6,000,000.00	0.00	0.00	0.00	6,000,000.00	6,000,000.00	0.00	0.00
21374900	E-59999	OTROS BIENES DURADEROS	12,000,000.00	12,000,000.00	2,000,000.00	0.00	0.00	0.00	0.00	0.00	12,000,000.00	2,000,000.00
21374900	E-6	TRANSFERENCIAS CORRIENTES	6,247,739,586.00	6,289,713,822.00	6,273,101,388.25	0.00	1,439,845,664.03	0.00	4,609,477,584.23	4,609,477,584.23	240,390,573.74	223,778,139.99
21374900	E-601	TRANSFERENCIAS CORRIENTES AL SECTOR	4,018,774,666.00	4,004,148,902.00	4,003,601,914.25	0.00	910,400,660.21	0.00	2,999,650,265.55	2,999,650,265.55	94,097,976.24	93,550,988.49
21374900	E6010220074900	CENTRO COSTARRICENSE DE PRODUCCION	1,375,148,403.00	1,361,373,250.00	1,361,373,249.75	0.00	495,960,306.25	0.00	865,412,943.50	865,412,943.50	0.25	0.00
21374900	E6010221274900	CONSEJO NACIONAL DE LA POLITICA PUBLIC	1,177,780,244.00	1,177,780,244.00	1,177,780,244.00	0.00	265,286,244.00	0.00	912,494,000.00	912,494,000.00	0.00	0.00
21374900	E6010223474900	COMISION NACIONAL DE PREVENCION DE RI	574,806.00	574,806.00	143,701.50	0.00	0.00	0.00	0.00	0.00	574,806.00	143,701.50
21374900	E6010320074900	CCSS CONTRIBUCION ESTATAL SEGURO PE	16,667,740.00	16,073,337.00	16,073,337.00	0.00	808,790.53	0.00	15,264,546.47	15,264,546.47	0.00	0.00
21374900	E6010320274900	CCSS CONTRIBUCION ESTATAL SEGURO SA	7,203,473.00	6,947,265.00	6,831,382.00	0.00	1,521,305.77	0.00	5,310,076.23	5,310,076.23	115,883.00	0.00
21374900	E6010520274900	SISTEMA NACIONAL DE RADIO Y TELEVISION	1,441,400,000.00	1,441,400,000.00	1,441,400,000.00	0.00	146,824,013.66	0.00	1,201,168,699.35	1,201,168,699.35	93,407,286.99	93,407,286.99
21374900	E-602	TRANSFERENCIAS CORRIENTES A PERSONA/	67,800,000.00	67,800,000.00	67,800,000.00	0.00	1,906,401.79	0.00	58,593,598.21	58,593,598.21	7,300,000.00	7,300,000.00
21374900	E-60202	BECAS A TERCERAS PERSONAS	46,800,000.00	46,800,000.00	46,800,000.00	0.00	1,880,000.00	0.00	42,120,000.00	42,120,000.00	2,800,000.00	2,800,000.00
21374900	E-60299	OTRAS TRANSFERENCIAS A PERSONAS	21,000,000.00	21,000,000.00	21,000,000.00	0.00	26,401.79	0.00	16,473,598.21	16,473,598.21	4,500,000.00	4,500,000.00

PROGRAMA	POS. PRESUPUESTARIA	DESCRIPCION	LEY DE PRESUPUESTO	APROP. ACT	CUOTA LIBERADA	SOLICITADO	COMPROMETIDO	REC. MERCANCIA	DEVENGADO	PAGADO	DISP. PRESUPUESTO	DISP. CUOTA LIBERADO
21374900	E-603	PRESTACIONES	106,100,000.00	108,100,000.00	108,100,000.00	0.00	17,520,757.86	0.00	25,886,644.64	25,886,644.64	64,692,597.50	64,692,597.50
21374900	E-60301	PRESTACIONES LEGALES	86,100,000.00	86,100,000.00	86,100,000.00	0.00	17,520,757.86	0.00	12,479,242.14	12,479,242.14	56,100,000.00	56,100,000.00
21374900	E-60399	OTRAS PRESTACIONES	20,000,000.00	22,000,000.00	22,000,000.00	0.00	0.00	0.00	13,407,402.50	13,407,402.50	8,592,597.50	8,592,597.50
21374900	E-604	TRANSF. C.TES A ENTIDADES PRIV. SIN FINE	1,947,200,000.00	2,001,500,000.00	1,952,200,000.00	0.00	478,217,714.17	0.00	1,448,982,285.83	1,448,982,285.83	74,300,000.00	25,000,000.00
21374900	E6040221074900	FUNDACION AYUDENOS PARA AYUDAR. (PAF	100,000,000.00	102,000,000.00	102,000,000.00	0.00	60,335,000.00	0.00	41,665,000.00	41,665,000.00	0.00	0.00
21374900	E6040221574900	FUNDACION AYUDENOS PARA AYUDAR. (PAF	847,200,000.00	847,200,000.00	847,200,000.00	0.00	205,271,282.17	0.00	616,928,717.83	616,928,717.83	25,000,000.00	25,000,000.00
21374900	E6040222074900	FUNDACION PARQUE METROPOLITANO LA L	1,000,000,000.00	1,052,300,000.00	1,003,000,000.00	0.00	212,611,432.00	0.00	790,388,568.00	790,388,568.00	49,300,000.00	0.00
21374900	E-606	OTRAS TRANSFERENCIAS CORRIENTES AL S	0.00	300,000.00	33,534,554.00	0.00	0.00	0.00	300,000.00	300,000.00	0.00	33,234,554.00
21374900	E-60601	INDEMNIZACIONES	0.00	300,000.00	33,534,554.00	0.00	0.00	0.00	300,000.00	300,000.00	0.00	33,234,554.00
21374900	E-607	TRANSFERENCIAS CORRIENTES AL SECTOR	107,864,920.00	107,864,920.00	107,864,920.00	0.00	31,800,130.00	0.00	76,064,790.00	76,064,790.00	0.00	0.00
21374900	E6070120074900	PROGRAMA DE LAS NACIONES UNIDAS PAR	70,000,000.00	70,000,000.00	70,000,000.00	0.00	7,000,000.00	0.00	63,000,000.00	63,000,000.00	0.00	0.00
21374900	E6070122074900	ORGANIZACION DE LAS NACIONES UNIDAS F	587,820.00	587,820.00	587,820.00	0.00	587,820.00	0.00	0.00	0.00	0.00	0.00
21374900	E6070153574900	SISTEMA ECONOMICO LATINOAMERICANO (S	6,431,100.00	6,431,100.00	6,431,100.00	0.00	6,431,100.00	0.00	0.00	0.00	0.00	0.00
21374900	E6070154074900	COORDINADORA EDUCATIVA CULTURAL CEC	5,820,000.00	5,820,000.00	5,820,000.00	0.00	134,400.00	0.00	5,685,600.00	5,685,600.00	0.00	0.00
21374900	E6070154574900	PROGRAMA IBERRUTAS. (CUOTA ANUAL, SE	7,566,000.00	7,566,000.00	7,566,000.00	0.00	186,810.00	0.00	7,379,190.00	7,379,190.00	0.00	0.00
21374900	E6070155074900	PROGRAMA IBEROAMERICANO DE MUSEOS	17,460,000.00	17,460,000.00	17,460,000.00	0.00	17,460,000.00	0.00	0.00	0.00	0.00	0.00

RESUMEN DE PARTIDAS				
SUBPARTIDA/CONCEPTO	PRESUPUESTO	EJECUTADO	SALDO	PORCENTAJE
REMUNERACIONES	3,647,051,364.00	2,591,743,497.33	1,055,307,866.67	71.06%
SERV. NO PERSON.	3,428,899,829.00	1,781,503,693.07	1,647,396,135.93	51.96%
MAT. Y SUMINIS.	115,120,000.00	26,186,902.78	88,933,097.22	22.75%
BIENES DURAD.	134,950,000.00	31,657,950.50	103,292,049.50	23.46%
TRANSF. CORRIEN.	6,289,713,822.00	4,609,477,584.23	1,680,236,237.77	73.29%
TOTAL	13,615,735,015.00	9,040,569,627.91	4,575,165,387.09	66.40%

RESUMEN DE PARTIDAS OPERATIVO				
SUBPARTIDA/CONCEPTO	PRESUPUESTO OPERATIVO	EJECUTADO OPERATIVO	SALDO OPERATIVO	PORCENTAJE OPERATIVO
SERV. NO PERSON.	3,428,899,829.00	1,781,503,693.07	1,647,396,135.93	51.96%
MAT. Y SUMINIS.	115,120,000.00	26,186,902.78	88,933,097.22	22.75%
BIENES DURAD.	134,950,000.00	31,657,950.50	103,292,049.50	23.46%
TRANSF. CORRIEN.	176,200,000.00	84,780,242.85	91,419,757.15	48.12%
TOTAL	3,855,169,829.00	1,924,128,789.20	1,931,041,039.80	49.91%

PARTIDAS	Devengado	Límite	PRESUPUESTO	DEVENGADO
REMUNERACIONES	71.06%	83.33%	3,647,051,364.00	2,591,743,497.33
SERV. NO PERSON.	51.96%	83.33%	3,428,899,829.00	1,781,503,693.07
MAT. Y SUMINIS.	22.75%	83.33%	115,120,000.00	26,186,902.78
BIENES DURAD.	23.46%	83.33%	134,950,000.00	31,657,950.50

PROGRAMA	POS. PRESUPUESTARIA	DESCRIPCION	LEY DE PRESUPUESTO	APROP. ACT	CUOTA LIBERADA	SOLICITADO	COMPROMETIDO	REC. MERCANCIA	DEVENGADO	PAGADO	DISP. PRESUPUESTO	DISP. CUOTA LIBERADO
	TRANSF. CORRIEN.		73.29%	83.33%	6,289,713,822.00	4,609,477,584.23						

DISPONIBLE CUOTA REAL (SAP)	% EJECUCION TOTAL	APROP. ACT OPERATIVO	DEVENGADO OPERATIVO	% EJECUCION OPERATIVO
2,020,877,614.18	66.40%	3,855,169,829.00	1,924,128,789.20	49.91%
886,032,271.37	71.06%			
263,026,950.40	78.70%			
258,000,520.24	78.84%			
5,026,430.16	67.69%			
9,728,912.70	78.69%			
9,728,912.70	78.69%			
602,986,419.47	62.68%			
141,792,137.41	67.47%			
148,881,578.22	74.08%			
543,713.93	94.05%			
40,627,243.25	73.88%			
271,141,746.66	0.10%			
4,713,295.00	76.44%			
4,471,588.00	76.44%			
241,707.00	76.43%			
5,576,693.80	79.22%			
2,455,748.00	76.04%			
725,123.00	76.43%			
1,450,245.00	76.43%			
945,577.80	92.50%			
806,172,942.01	51.96%	3,428,899,829.00	1,781,503,693.07	51.96%
80,521,749.21	53.26%	367,700,000.00	195,836,094.20	53.26%
25,219,168.00	56.34%	200,000,000.00	112,680,832.00	56.34%
17,500,000.00	8.33%	20,000,000.00	1,666,664.00	8.33%
37,802,581.21	55.17%	147,700,000.00	81,488,598.20	55.17%
47,972,450.74	61.51%	215,128,608.00	132,332,650.66	61.51%
26,130,287.98	54.78%	80,243,628.00	43,956,876.02	54.78%
8,851,015.76	68.59%	35,054,940.00	24,044,699.24	68.59%
65,040.00	0.00%	65,040.00	-	0.00%
8,291,267.00	63.92%	83,765,000.00	53,542,823.45	63.92%
4,634,840.00	67.43%	16,000,000.00	10,788,251.95	67.43%
27,937,472.67	30.96%	126,183,169.00	39,072,091.42	30.96%
482,883.00	30.37%	9,679,000.00	2,939,700.00	30.37%
7,995,184.07	40.20%	56,029,369.00	22,524,279.02	40.20%
17,759,405.00	23.00%	30,274,800.00	6,963,960.00	23.00%
0.60	22.94%	28,000,000.00	6,423,154.40	22.94%
200,000.00	0.00%	200,000.00	-	0.00%
1,500,000.00	11.05%	2,000,000.00	220,998.00	0.00%
513,752,642.77	53.37%	2,007,449,194.00	1,071,436,945.60	53.37%
40,416,000.00	6.36%	70,000,000.00	4,450,000.00	6.36%
28,932,940.27	61.72%	213,645,516.00	131,870,346.95	0.00%
161,100.00	68.19%	65,000,000.00	44,325,525.00	68.19%
193,946,820.37	54.95%	738,487,896.00	405,802,785.02	54.95%
250,295,782.13	52.70%	920,315,782.00	484,988,288.63	52.70%
62,679,288.02	61.38%	373,062,858.00	228,985,001.92	61.38%
13,727,518.00	62.72%	41,686,490.00	26,144,557.50	62.72%
10,774,247.82	72.64%	89,055,350.00	64,688,776.95	72.64%
28,608,000.93	62.25%	215,800,000.00	134,343,859.43	62.25%
9,569,521.27	14.36%	26,521,018.00	3,807,808.04	14.36%
1,170,032.00	98.21%	72,000,000.00	70,708,820.00	98.21%
1,170,032.00	98.21%	72,000,000.00	70,708,820.00	98.21%

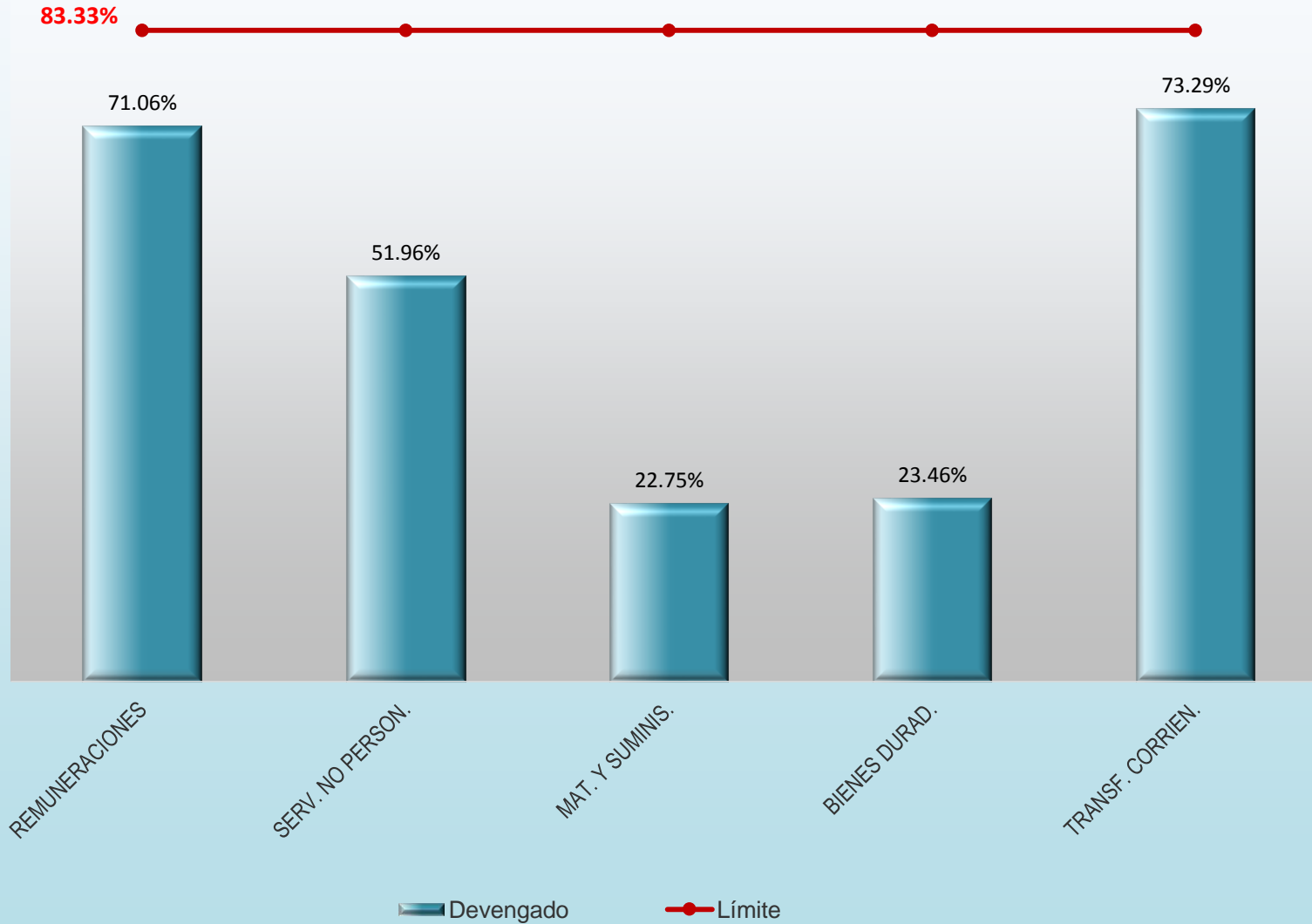
DISPONIBLE CUOTA REAL (SAP)	% EJECUCION TOTAL	APROP. ACT OPERATIVO	DEVENGADO OPERATIVO	% EJECUCION OPERATIVO
2,188,453.60	69.10%	20,565,000.00	14,210,060.46	69.10%
373,453.60	49.02%	7,060,000.00	3,461,034.40	49.02%
440,000.00	90.75%	11,005,000.00	9,986,705.00	90.75%
1,375,000.00	30.49%	2,500,000.00	762,321.06	30.49%
68,258,795.00	11.58%	244,411,000.00	28,314,086.81	11.58%
34,451,386.60	1.51%	130,000,000.00	1,962,690.48	1.51%
1,429.00	0.00%	25,000,000.00	-	0.00%
11,040,000.00	2.40%	19,000,000.00	456,401.65	2.40%
10,380,000.00	0.00%	10,380,000.00	-	0.00%
2,544,000.00	7.16%	5,223,000.00	374,000.00	7.16%
9,441,979.40	46.99%	54,308,000.00	25,520,994.68	46.99%

DISPONIBLE CUOTA REAL (SAP)	% EJECUCION TOTAL	APROP. ACT OPERATIVO	DEVENGADO OPERATIVO	% EJECUCION OPERATIVO
400,000.00	0.00%	500,000.00	-	0.00%
1,042,058.00	30.53%	1,500,000.00	457,942.00	30.53%
1,000,000.00	0.00%	1,000,000.00	-	0.00%
42,058.00	91.59%	500,000.00	457,942.00	91.59%
650,000.00	16.67%	900,000.00	150,000.00	16.67%
450,000.00	25.00%	600,000.00	150,000.00	25.00%
200,000.00	0.00%	300,000.00	-	0.00%
76,765,932.31	22.75%	115,120,000.00	26,186,902.78	22.75%
31,262,362.18	38.80%	54,020,000.00	20,958,112.96	38.80%
15,433,232.00	40.30%	27,000,000.00	10,880,563.14	40.30%
2,000,000.00	0.00%	2,000,000.00	-	0.00%
13,479,130.18	41.10%	24,520,000.00	10,077,549.82	41.10%
350,000.00	0.00%	500,000.00	-	0.00%
400,000.00	31.54%	1,700,000.00	536,144.00	31.54%
400,000.00	0.00%	800,000.00	-	0.00%
0.00	59.57%	900,000.00	536,144.00	59.57%
20,268,704.24	6.32%	23,150,000.00	1,462,401.69	6.32%
6,090,000.00	0.79%	6,150,000.00	48,435.00	0.79%
90,000.00	3.65%	200,000.00	7,305.00	3.65%
4,800,000.00	0.00%	4,800,000.00	-	0.00%
8,258,848.74	12.21%	9,500,000.00	1,160,302.19	12.21%
500,000.00	7.62%	1,000,000.00	76,215.00	7.62%
529,855.50	11.34%	1,500,000.00	170,144.50	11.34%
1,176,285.00	5.80%	3,550,000.00	206,020.00	5.80%
500,000.00	0.00%	1,000,000.00	-	0.00%
676,285.00	8.08%	2,550,000.00	206,020.00	8.08%
23,658,580.89	9.25%	32,700,000.00	3,024,224.13	9.25%
2,445,450.57	18.32%	3,300,000.00	604,419.45	18.32%
2,835,060.00	0.00%	3,000,000.00	-	0.00%
11,275,070.32	13.79%	17,200,000.00	2,372,724.68	13.79%
3,300,000.00	0.00%	3,700,000.00	-	0.00%
1,680,000.00	0.51%	2,200,000.00	11,190.00	0.51%
800,000.00	0.00%	1,200,000.00	-	0.00%
1,050,000.00	0.00%	1,500,000.00	-	0.00%
273,000.00	5.98%	600,000.00	35,890.00	5.98%
61,362,883	23.46%	134,950,000.00	31,657,950.50	23.46%
59,362,883	21.94%	116,950,000.00	25,657,950.50	21.94%
0.00	0.00%	1,732,639.60	-	0.00%
-267,360.4	0.00%	267,360.40	-	0.00%
850,000.00	0.00%	5,850,000.00	-	0.00%
0.00	0.00%	21,000,000.00	-	0.00%
58,780,242.9	29.46%	87,100,000.00	25,657,950.50	29.46%
0.00	0.00%	1,000,000.00	-	0.00%
2,000,000.00	33.33%	18,000,000.00	6,000,000.00	33.33%
0.00	100.00%	6,000,000.00	6,000,000.00	100.00%
2,000,000.00	0.00%	12,000,000.00	-	0.00%
190,543,585.99	73.29%	176,200,000.00	84,780,242.85	48.12%
93,550,988.49	74.91%			
0.00	63.57%			
0.00	77.48%			
143,701.50	0.00%			
0.00	94.97%			
0.00	76.43%			
93,407,286.99	83.33%			
7,300,000.00	86.42%	67,800,000.00	58,593,598.21	86.42%
2,800,000.00	90.00%	46,800,000.00	42,120,000.00	90.00%
4,500,000.00	78.45%	21,000,000.00	16,473,598.21	78.45%

DISPONIBLE CUOTA REAL (SAP)	% EJECUCION TOTAL	APROP. ACT OPERATIVO	DEVENGADO OPERATIVO	% EJECUCION OPERATIVO
64,692,597.50	23.95%	108,100,000.00	25,886,644.64	23.95%
56,100,000.00	14.49%	86,100,000.00	12,479,242.14	14.49%
8,592,597.50	60.94%	22,000,000.00	13,407,402.50	60.94%
25,000,000.00	72.39%			
0.00	40.85%			
25,000,000.00	72.82%			
0.00	75.11%			
0.00	100.00%	300,000.00	300,000.00	100.00%
0.00	100.00%	300,000.00	300,000.00	100.00%
0.00	70.52%			
0.00	90.00%			
0.00	0.00%			
0.00	0.00%			
0.00	97.69%			
0.00	97.53%			
0.00	0.00%			

DISPONIBLE CUOTA REAL (SAP)	% EJECUCION TOTAL	APROP. ACT OPERATIVO	DEVENGADO OPERATIVO	% EJECUCION OPERATIVO
--------------------------------	----------------------	-------------------------	------------------------	--------------------------

EJECUCION PRESUPUESTARIA
749 ACTIVIDADES CENTRALES
LIQUIDACION AL 31 DE OCTUBRE DEL 2018



MINISTERIO DE HACIENDA - CONTABILIDAD NACIONAL
 INFORME DE PRESUPUESTO DE EGRESOS
 PROGRAMA 751 CONSERVACION DEL PATR. HIST. Y CULTURAL
 31 de octubre de 2018

PROGRAMA	POS. PRESUPUESTARIA	DESCRIPCION	LEY DE PRESUPUESTO	APROP. ACT	CUOTA LIBERADA	SOLICITADO	COMPROMETIDO	REC. MERCANCIA	DEVENGADO	PAGADO	DISP. PRESUPUESTO	DISP. CUOTA LIBERADO	DISPONIBLE CUOTA REAL (SAP)
21375100			10,739,292,000.00	10,604,142,115.00	10,267,223,454.90	17,174,474.50	2,438,294,100.30	765,955.00	6,912,858,500.43	6,882,686,743.03	1,235,049,084.77	898,130,424.67	898,130,424.67
21375100	E-0	REMUNERACIONES	787,946,090.00	770,339,721.00	763,627,407.90	0.00	24,049,249.90	0.00	561,076,966.85	561,076,966.85	185,213,504.25	178,501,191.15	178,501,191.15
21375100	E-001	REMUNERACIONES BASIC/	275,185,000.00	268,621,342.00	268,621,342.00	0.00	0.00	0.00	213,766,847.56	213,766,847.56	54,854,494.44	54,854,494.44	54,854,494.44
21375100	E-00101	SUELDOS PARA CARGOS F	270,000,000.00	263,436,342.00	263,436,342.00	0.00	0.00	0.00	213,708,404.23	213,708,404.23	49,727,937.77	49,727,937.77	49,727,937.77
21375100	E-00105	SUPLENCIAS	5,185,000.00	5,185,000.00	5,185,000.00	0.00	0.00	0.00	58,443.33	58,443.33	5,126,556.67	5,126,556.67	5,126,556.67
21375100	E-002	REMUNERACIONES EVENT	4,500,000.00	3,532,051.00	3,532,050.90	0.00	0.00	0.00	3,470,212.00	3,470,212.00	61,839.00	61,838.90	61,838.90
21375100	E-00201	TIEMPO EXTRAORDINARIO	4,500,000.00	3,532,051.00	3,532,050.90	0.00	0.00	0.00	3,470,212.00	3,470,212.00	61,839.00	61,838.90	61,838.90
21375100	E-003	INCENTIVOS SALARIALES	388,884,809.00	381,475,965.00	375,850,965.00	0.00	0.00	0.00	260,872,184.19	260,872,184.19	120,603,780.81	114,978,780.81	114,978,780.81
21375100	E-00301	RETRIBUCION POR AÑOS E	120,000,000.00	116,710,634.00	112,910,634.00	0.00	0.00	0.00	90,952,506.28	90,952,506.28	25,758,127.72	21,958,127.72	21,958,127.72
21375100	E-00302	RESTRICCION AL EJERCICI	131,885,000.00	129,527,459.00	129,527,459.00	0.00	0.00	0.00	94,662,409.93	94,662,409.93	34,865,049.07	34,865,049.07	34,865,049.07
21375100	E-00304	SALARIO ESCOLAR	43,000,000.00	43,000,000.00	41,175,000.00	0.00	0.00	0.00	40,834,329.14	40,834,329.14	2,165,670.86	340,670.86	340,670.86
21375100	E-00399	OTROS INCENTIVOS SALAF	43,000,000.00	42,386,904.00	42,386,904.00	0.00	0.00	0.00	30,687,977.69	30,687,977.69	11,698,926.31	11,698,926.31	11,698,926.31
21375100	E-00303	DECIMOTERCER MES	50,999,809.00	49,850,968.00	49,850,968.00	0.00	0.00	0.00	3,734,961.15	3,734,961.15	46,116,006.85	46,116,006.85	46,116,006.85
21375100	E-004	CONTRIB. PATRONALES AL	60,213,075.00	58,868,393.00	58,319,955.00	0.00	12,092,958.34	0.00	41,906,216.66	41,906,216.66	4,869,218.00	4,320,780.00	4,320,780.00
21375100	E0040120075100	CCSS CONTRIBUCION PATI	57,125,225.00	55,849,501.00	55,329,188.00	0.00	11,434,345.39	0.00	39,757,160.61	39,757,160.61	4,657,995.00	4,137,682.00	4,137,682.00
21375100	E0040520075100	BANCO POPULAR Y DE DE	3,087,850.00	3,018,892.00	2,990,767.00	0.00	658,612.95	0.00	2,149,056.05	2,149,056.05	211,223.00	183,098.00	183,098.00
21375100	E-005	CONTRIB PATRONALES A F	59,163,206.00	57,841,970.00	57,303,095.00	0.00	11,956,291.56	0.00	41,061,506.44	41,061,506.44	4,824,272.00	4,285,297.00	4,285,297.00
21375100	E0050120075100	CCSS CONTRIBUCION PATI	31,372,556.00	30,671,942.00	30,386,192.00	0.00	6,393,630.48	0.00	21,720,190.52	21,720,190.52	2,558,121.00	2,272,371.00	2,272,371.00
21375100	E0050220075100	CCSS APORTE PATRONAL	9,263,550.00	9,056,676.00	8,972,301.00	0.00	1,854,229.94	0.00	6,447,096.06	6,447,096.06	755,350.00	670,975.00	670,975.00
21375100	E0050320075100	CCSS APORTE PATRONAL	18,527,100.00	18,113,352.00	17,944,602.00	0.00	3,708,431.14	0.00	12,894,219.86	12,894,219.86	1,510,701.00	1,341,951.00	1,341,951.00
21375100	E-1	SERVICIOS	296,087,000.00	208,172,875.00	197,190,375.00	16,000,000.00	30,932,907.35	75,000.00	102,286,787.48	80,416,031.94	58,878,180.17	47,895,680.17	47,895,680.17
21375100	E-101	ALQUILERES	41,420,000.00	10,420,000.00	9,550,000.00	0.00	1,800,000.00	0.00	4,432,365.00	4,432,365.00	4,187,635.00	3,317,635.00	3,317,635.00
21375100	E-10101	ALQUILER DE EDIFICIOS, LI	5,820,000.00	5,820,000.00	4,950,000.00	0.00	1,800,000.00	0.00	3,150,000.00	2,550,000.00	870,000.00	0.00	0.00
21375100	E-10104	ALQUILER Y DERECHOS P/	34,600,000.00	3,600,000.00	3,600,000.00	0.00	0.00	0.00	1,282,365.00	1,282,365.00	2,317,635.00	2,317,635.00	2,317,635.00
21375100	E-10199	OTROS ALQUILERES	1,000,000.00	1,000,000.00	1,000,000.00	0.00	0.00	0.00	0.00	0.00	1,000,000.00	1,000,000.00	1,000,000.00
21375100	E-102	SERVICIOS BASICOS	27,240,000.00	27,240,000.00	27,240,000.00	0.00	5,499,565.95	0.00	17,045,875.55	15,182,937.70	4,694,558.50	4,694,558.50	4,694,558.50
21375100	E-10201	SERVICIO DE AGUA Y ALC/	3,000,000.00	3,000,000.00	3,000,000.00	0.00	486,710.00	0.00	1,143,072.00	1,030,737.00	1,370,218.00	1,370,218.00	1,370,218.00
21375100	E-10202	SERVICIO DE ENERGIA ELE	8,000,000.00	8,000,000.00	8,000,000.00	0.00	1,447,075.00	0.00	4,430,765.00	3,975,005.00	2,122,160.00	2,122,160.00	2,122,160.00
21375100	E-10203	SERVICIO DE CORREO	40,000.00	40,000.00	40,000.00	0.00	22,980.00	0.00	17,020.00	17,020.00	0.00	0.00	0.00
21375100	E-10204	SERVICIO DE TELECOMUN	15,000,000.00	15,000,000.00	15,000,000.00	0.00	3,542,800.95	0.00	11,455,018.55	10,160,175.70	2,180.50	2,180.50	2,180.50
21375100	E-10299	OTROS SERVICIOS BASICC	1,200,000.00	1,200,000.00	1,200,000.00	0.00	0.00	0.00	0.00	0.00	1,200,000.00	1,200,000.00	1,200,000.00
21375100	E-103	SERVICIOS COMERCIALES	11,300,000.00	10,400,000.00	10,400,000.00	0.00	4,745,560.00	0.00	1,008,860.00	1,008,860.00	4,645,580.00	4,645,580.00	4,645,580.00
21375100	E-10301	INFORMACION	4,000,000.00	4,000,000.00	4,000,000.00	0.00	976,270.00	0.00	578,150.00	578,150.00	2,445,580.00	2,445,580.00	2,445,580.00
21375100	E-10302	PUBLICIDAD Y PROPAGANI	3,000,000.00	2,100,000.00	2,100,000.00	0.00	0.00	0.00	0.00	0.00	2,100,000.00	2,100,000.00	2,100,000.00
21375100	E-10303	IMPRESION, ENCUADERNA	4,000,000.00	4,000,000.00	4,000,000.00	0.00	3,637,525.00	0.00	312,475.00	312,475.00	50,000.00	50,000.00	50,000.00
21375100	E-10307	SERVICIOS DE TRANSFERE	300,000.00	300,000.00	300,000.00	0.00	131,765.00	0.00	118,235.00	118,235.00	50,000.00	50,000.00	50,000.00
21375100	E-104	SERVICIOS DE GESTION Y	122,307,000.00	98,807,000.00	93,769,500.00	16,000,000.00	13,809,397.21	0.00	54,408,795.23	49,990,238.14	14,588,807.56	9,551,307.56	9,551,307.56
21375100	E-10402	SERVICIOS JURIDICOS	50,000.00	50,000.00	12,500.00	0.00	0.00	0.00	0.00	0.00	50,000.00	12,500.00	12,500.00
21375100	E-10403	SERVICIOS DE INGENIERIA	5,000,000.00	5,000,000.00	0.00	0.00	0.00	0.00	0.00	0.00	5,000,000.00	0.00	0.00
21375100	E-10404	SERVICIOS EN CIENCIAS E	20,000,000.00	16,000,000.00	16,000,000.00	16,000,000.00	0.00	0.00	0.00	0.00	0.00	0.00	0.00
21375100	E-10406	SERVICIOS GENERALES	77,257,000.00	77,257,000.00	77,257,000.00	0.00	13,659,397.21	0.00	54,258,795.23	49,840,238.14	9,338,807.56	9,338,807.56	9,338,807.56
21375100	E-10499	OTROS SERVICIOS DE GE	20,000,000.00	500,000.00	500,000.00	0.00	150,000.00	0.00	150,000.00	150,000.00	200,000.00	200,000.00	200,000.00
21375100	E-105	GASTOS DE VIAJE Y DE TR	8,220,000.00	8,220,000.00	8,220,000.00	0.00	1,034,288.00	0.00	6,670,162.00	6,546,062.00	515,550.00	515,550.00	515,550.00
21375100	E-10501	TRANSPORTE DENTRO DEI	220,000.00	220,000.00	220,000.00	0.00	0.00	0.00	220,000.00	220,000.00	0.00	0.00	0.00
21375100	E-10502	VIATICOS DENTRO DEL PA	8,000,000.00	8,000,000.00	8,000,000.00	0.00	1,034,288.00	0.00	6,450,162.00	6,326,062.00	515,550.00	515,550.00	515,550.00
21375100	E-106	SEGUROS, REASEGUROS `	5,000,000.00	5,000,000.00	5,000,000.00	0.00	508,734.00	0.00	1,491,266.00	1,491,266.00	3,000,000.00	3,000,000.00	3,000,000.00
21375100	E-10601	SEGUROS	5,000,000.00	5,000,000.00	5,000,000.00	0.00	508,734.00	0.00	1,491,266.00	1,491,266.00	3,000,000.00	3,000,000.00	3,000,000.00
21375100	E-107	CAPACITACION Y PROTOC	5,000,000.00	3,835,875.00	3,035,875.00	0.00	615,000.00	0.00	1,204,150.00	1,204,150.00	2,016,725.00	1,216,725.00	1,216,725.00
21375100	E-10701	ACTIVIDADES DE CAPACIT	2,000,000.00	2,000,000.00	2,000,000.00	0.00	130,000.00	0.00	1,017,400.00	1,017,400.00	852,600.00	852,600.00	852,600.00
21375100	E-10702	ACTIVIDADES PROTOCOLA	3,000,000.00	1,835,875.00	1,035,875.00	0.00	485,000.00	0.00	186,750.00	186,750.00	1,164,125.00	364,125.00	364,125.00
21375100	E-108	MANTENIMIENTO Y REPAR	73,200,000.00	41,850,000.00	38,225,000.00	0.00	2,920,362.19	75,000.00	15,923,599.70	1,058,439.10	22,931,038.11	19,306,038.11	19,306,038.11
21375100	E-10801	MANTENIMIENTO DE EDIFI	50,000,000.00	17,900,000.00	17,900,000.00	0.00	527,136.84	0.00	14,456,596.28	524,500.00	2,916,266.88	2,916,266.88	2,916,266.88
21375100	E-10804	MANT. Y REPARACION DE I	500,000.00	500,000.00	125,000.00	0.00	0.00	75,000.00	0.00	0.00	425,000.00	50,000.00	50,000.00

PROGRAMA	POS. PRESUPUESTARIA	DESCRIPCION	LEY DE PRESUPUESTO	APROP. ACT	CUOTA LIBERADA	SOLICITADO	COMPROMETIDO	REC. MERCANCIA	DEVENGADO	PAGADO	DISP. PRESUPUESTO	DISP. CUOTA LIBERADO	DISPONIBLE CUOTA REAL (SAP)
21375100	E-10805	MANT. Y REPARACION DE I	5,000,000.00	5,000,000.00	3,000,000.00	0.00	1,050,000.00	0.00	635,213.72	443,149.40	3,314,786.28	1,314,786.28	1,314,786.28
21375100	E-10806	MANT. Y REPARACION DE I	1,000,000.00	1,000,000.00	750,000.00	0.00	0.00	0.00	741,000.00	0.00	259,000.00	9,000.00	9,000.00
21375100	E-10807	MANT. Y REPARACION DE I	1,200,000.00	1,950,000.00	1,450,000.00	0.00	1,343,225.35	0.00	90,789.70	90,789.70	515,984.95	15,984.95	15,984.95
21375100	E-10808	MANT. Y REP. DE EQUIPO I	15,000,000.00	15,000,000.00	15,000,000.00	0.00	0.00	0.00	0.00	0.00	15,000,000.00	15,000,000.00	15,000,000.00
21375100	E-10899	MANTENIMIENTO Y REPAR	500,000.00	500,000.00	0.00	0.00	0.00	0.00	0.00	0.00	500,000.00	0.00	0.00
21375100	E-109	IMPUESTOS	500,000.00	500,000.00	150,000.00	0.00	0.00	0.00	101,714.00	101,714.00	398,286.00	48,286.00	48,286.00
21375100	E-10999	OTROS IMPUESTOS	500,000.00	500,000.00	150,000.00	0.00	0.00	0.00	101,714.00	101,714.00	398,286.00	48,286.00	48,286.00

PROGRAMA	POS. PRESUPUESTARIA	DESCRIPCION	LEY DE PRESUPUESTO	APROP. ACT	CUOTA LIBERADA	SOLICITADO	COMPROMETIDO	REC. MERCANCIA	DEVENGADO	PAGADO	DISP. PRESUPUESTO	DISP. CUOTA LIBERADO	DISPONIBLE CUOTA REAL (SAP)
21375100	E-199	SERVICIOS DIVERSOS	1,900,000.00	1,900,000.00	1,600,000.00	0.00	0.00	0.00	0.00	0.00	1,900,000.00	1,600,000.00	1,600,000.00
21375100	E-19902	INTERESES MORATORIOS	400,000.00	400,000.00	100,000.00	0.00	0.00	0.00	0.00	0.00	400,000.00	100,000.00	100,000.00
21375100	E-19905	DEDUCIBLES	1,500,000.00	1,500,000.00	1,500,000.00	0.00	0.00	0.00	0.00	0.00	1,500,000.00	1,500,000.00	1,500,000.00
21375100	E-2	MATERIALES Y SUMINISTR	25,050,000.00	21,539,065.00	17,534,065.00	1,174,474.50	1,555,102.00	567,115.00	9,778,771.58	7,658,632.87	8,463,601.92	4,458,601.92	4,458,601.92
21375100	E-201	PRODUCTOS QUIMICOS Y I	8,900,000.00	8,900,000.00	7,950,000.00	0.00	423,782.00	0.00	5,341,584.15	3,221,445.44	3,134,633.85	2,184,633.85	2,184,633.85
21375100	E-20101	COMBUSTIBLES Y LUBRICA	4,000,000.00	4,000,000.00	4,000,000.00	0.00	423,782.00	0.00	1,575,718.00	1,575,718.00	2,000,500.00	2,000,500.00	2,000,500.00
21375100	E-20102	PRODUCTOS FARMACEUTI	150,000.00	150,000.00	0.00	0.00	0.00	0.00	0.00	0.00	150,000.00	0.00	0.00
21375100	E-20104	TINTAS, PINTURAS Y DILU	4,750,000.00	4,750,000.00	3,950,000.00	0.00	0.00	0.00	3,765,866.15	1,645,727.44	984,133.85	184,133.85	184,133.85
21375100	E-202	ALIMENTOS Y PRODUCTOS	500,000.00	500,000.00	500,000.00	0.00	489,500.00	0.00	10,500.00	10,500.00	0.00	0.00	0.00
21375100	E-20203	ALIMENTOS Y BEBIDAS	500,000.00	500,000.00	500,000.00	0.00	489,500.00	0.00	10,500.00	10,500.00	0.00	0.00	0.00
21375100	E-203	MATERIALES Y PROD DE U	3,900,000.00	3,900,000.00	2,500,000.00	1,174,474.50	0.00	0.00	909,974.23	909,974.23	1,815,551.27	415,551.27	415,551.27
21375100	E-20301	MATERIALES Y PRODUCTO	100,000.00	100,000.00	0.00	0.00	0.00	0.00	0.00	0.00	100,000.00	0.00	0.00
21375100	E-20304	MAT. Y PROD. ELECTRICOS	3,500,000.00	3,500,000.00	2,500,000.00	1,174,474.50	0.00	0.00	909,974.23	909,974.23	1,415,551.27	415,551.27	415,551.27
21375100	E-20399	OTROS MAT. Y PROD.DE U	300,000.00	300,000.00	0.00	0.00	0.00	0.00	0.00	0.00	300,000.00	0.00	0.00
21375100	E-204	HERRAMIENTAS, REPUEST	5,500,000.00	2,739,065.00	2,739,065.00	0.00	322,120.00	526,360.00	498,850.00	498,850.00	1,391,735.00	1,391,735.00	1,391,735.00
21375100	E-20401	HERRAMIENTAS E INSTRUI	3,500,000.00	739,065.00	739,065.00	0.00	322,120.00	211,360.00	172,500.00	172,500.00	33,085.00	33,085.00	33,085.00
21375100	E-20402	REPUESTOS Y ACCESORIO	2,000,000.00	2,000,000.00	2,000,000.00	0.00	0.00	315,000.00	326,350.00	326,350.00	1,358,650.00	1,358,650.00	1,358,650.00
21375100	E-299	UTILES, MATERIALES Y SI	6,250,000.00	5,500,000.00	3,845,000.00	0.00	319,700.00	40,755.00	3,017,863.20	3,017,863.20	2,121,681.80	466,681.80	466,681.80
21375100	E-29901	UTILES Y MATERIALES DE	400,000.00	400,000.00	400,000.00	0.00	0.00	0.00	0.00	0.00	400,000.00	400,000.00	400,000.00
21375100	E-29902	UTILES Y MATERIALES MEI	1,150,000.00	400,000.00	0.00	0.00	0.00	0.00	0.00	0.00	400,000.00	0.00	0.00
21375100	E-29903	PRODUCTOS DE PAPEL, CA	2,000,000.00	2,000,000.00	2,000,000.00	0.00	277,200.00	40,755.00	1,673,094.20	1,673,094.20	8,950.80	8,950.80	8,950.80
21375100	E-29904	TEXTILES Y VESTUARIO	1,000,000.00	1,000,000.00	395,000.00	0.00	0.00	0.00	382,995.00	382,995.00	617,005.00	12,005.00	12,005.00
21375100	E-29905	UTILES Y MATERIALES DE	100,000.00	100,000.00	0.00	0.00	0.00	0.00	0.00	0.00	100,000.00	0.00	0.00
21375100	E-29906	UTILES Y MATERIALES DE	1,300,000.00	1,300,000.00	1,050,000.00	0.00	42,500.00	0.00	961,774.00	961,774.00	295,726.00	45,726.00	45,726.00
21375100	E-29999	OTROS UTILES, MATERIALI	300,000.00	300,000.00	0.00	0.00	0.00	0.00	0.00	0.00	300,000.00	0.00	0.00
21375100	E-5	BIENES DURADEROS	719,208,254.00	719,208,254.00	664,614,828.00	0.00	1,574,800.00	123,840.00	139,987,528.66	133,806,665.51	577,522,085.34	522,928,659.34	522,928,659.34
21375100	E-502	CONSTRUCCIONES, ADICIO	645,508,254.00	645,508,254.00	634,354,828.00	0.00	0.00	0.00	112,519,865.66	106,339,002.51	532,988,388.34	521,834,962.34	521,834,962.34
21375100	E-50299	OTRAS CONSTRUCCIONES	517,854,828.00	517,854,828.00	517,854,828.00	0.00	0.00	0.00	0.00	0.00	517,854,828.00	517,854,828.00	517,854,828.00
21375100	E-50299	OTRAS CONSTRUCCIONES	127,653,426.00	127,653,426.00	116,500,000.00	0.00	0.00	0.00	112,519,865.66	106,339,002.51	15,133,560.34	3,980,134.34	3,980,134.34
21375100	E-501	MAQUINARIA, EQUIPO Y M	65,200,000.00	65,200,000.00	27,160,000.00	0.00	1,574,800.00	123,840.00	24,378,227.62	24,378,227.62	39,123,132.38	1,083,132.38	1,083,132.38
21375100	E-50101	MAQUINARIA Y EQUIPO PA	500,000.00	500,000.00	0.00	0.00	0.00	0.00	0.00	0.00	500,000.00	0.00	0.00
21375100	E-50103	EQUIPO DE COMUNICACIO	5,000,000.00	5,000,000.00	4,360,000.00	0.00	1,380,400.00	0.00	2,975,604.18	2,975,604.18	643,995.82	3,995.82	3,995.82
21375100	E-50104	EQUIPO Y MOBILIARIO DE	500,000.00	500,000.00	500,000.00	0.00	194,400.00	0.00	293,000.00	293,000.00	12,600.00	12,600.00	12,600.00
21375100	E-50105	EQUIPO Y PROGRAMAS DE	57,000,000.00	57,000,000.00	22,000,000.00	0.00	0.00	0.00	21,109,623.44	21,109,623.44	35,890,376.56	890,376.56	890,376.56
21375100	E-50199	MAQUINARIA, EQUIPO Y M	2,200,000.00	2,200,000.00	300,000.00	0.00	0.00	123,840.00	0.00	0.00	2,076,160.00	176,160.00	176,160.00
21375100	E-599	BIENES DURADEROS DIVEI	8,500,000.00	8,500,000.00	3,100,000.00	0.00	0.00	0.00	3,089,435.38	3,089,435.38	5,410,564.62	10,564.62	10,564.62
21375100	E-59903	BIENES INTANGIBLES	3,500,000.00	3,500,000.00	3,100,000.00	0.00	0.00	0.00	3,089,435.38	3,089,435.38	410,564.62	10,564.62	10,564.62
21375100	E-59999	OTROS BIENES DURADERO	5,000,000.00	5,000,000.00	0.00	0.00	0.00	0.00	0.00	0.00	5,000,000.00	0.00	0.00
21375100	E-6	TRANSFERENCIAS CORRIE	8,911,000,656.00	8,884,882,200.00	8,624,256,779.00	0.00	2,380,182,041.05	0.00	6,099,728,445.86	6,099,728,445.86	404,971,713.09	144,346,292.09	144,346,292.09
21375100	E-601	TRANSFERENCIAS CORRIE	8,790,517,624.00	8,679,038,233.00	8,420,412,812.00	0.00	2,347,711,458.62	0.00	5,945,069,824.38	5,945,069,824.38	386,256,950.00	127,631,529.00	127,631,529.00
21375100	E6010222075100	MUSEO NACIONAL DE COS	3,462,369,780.00	3,426,148,511.00	3,380,344,893.00	0.00	1,073,556,565.92	0.00	2,280,132,903.08	2,280,132,903.08	72,459,042.00	26,655,424.00	26,655,424.00
21375100	E6010223075100	MUSEO DE ARTE COSTARR	1,666,020,000.00	1,626,546,162.00	1,612,410,000.00	0.00	634,355,186.93	0.00	978,054,813.07	978,054,813.07	14,136,162.00	0.00	0.00
21375100	E6010224075100	JUNTA ADMINISTRATIVA DI	2,305,360,000.00	2,305,360,000.00	2,123,884,723.00	0.00	290,980,000.00	0.00	1,769,209,576.00	1,769,209,576.00	245,170,424.00	63,695,147.00	63,695,147.00
21375100	E6010224575100	JUNTA ADMINISTRATIVA DI	54,600,000.00	54,600,000.00	54,600,000.00	0.00	40,800,000.00	0.00	0.00	0.00	13,800,000.00	13,800,000.00	13,800,000.00
21375100	E6010225075100	MUSEO HISTORICO CULTU	507,120,000.00	474,479,559.00	473,340,000.00	0.00	120,714,455.51	0.00	352,625,544.49	352,625,544.49	1,139,559.00	0.00	0.00
21375100	E6010226075100	MUSEO DR. RAFAEL ANGE	268,830,000.00	268,769,410.00	255,632,500.00	0.00	61,884,273.24	0.00	193,748,226.76	193,748,226.76	13,136,910.00	0.00	0.00
21375100	E6010227575100	MUSEO DE ARTE Y DISEÑ	347,354,458.00	347,354,458.00	344,915,843.00	0.00	48,516,986.94	0.00	273,048,856.06	273,048,856.06	25,788,615.00	23,350,000.00	23,350,000.00
21375100	E6010228575100	CENTRO CULTURAL E HIST	173,800,000.00	170,831,217.00	170,350,000.00	0.00	76,583,333.33	0.00	93,766,666.67	93,766,666.67	481,217.00	0.00	0.00
21375100	E6010320075100	CCSS CONTRIBUCION EST.	3,519,461.00	3,439,470.00	3,439,470.00	0.00	11,649.31	0.00	3,408,690.69	3,408,690.69	19,130.00	19,130.00	19,130.00
21375100	E6010320275100	CCSS CONTRIBUCION EST.	1,543,925.00	1,509,446.00	1,495,383.00	0.00	309,007.44	0.00	1,074,547.56	1,074,547.56	125,891.00	111,828.00	111,828.00
21375100	E-602	TRANSFERENCIAS CORRIE	32,000,000.00	32,000,000.00	30,000,000.00	0.00	15,396,500.00	0.00	14,603,500.00	14,603,500.00	2,000,000.00	0.00	0.00
21375100	E-60299	OTRAS TRANSFERENCIAS	32,000,000.00	32,000,000.00	30,000,000.00	0.00	15,396,500.00	0.00	14,603,500.00	14,603,500.00	2,000,000.00	0.00	0.00
21375100	E-603	PRESTACIONES	50,700,000.00	50,700,000.00	50,700,000.00	0.00	16,506,050.43	0.00	17,479,188.57	17,479,188.57	16,714,761.00	16,714,761.00	16,714,761.00
21375100	E-60301	PRESTACIONES LEGALES	45,700,000.00	45,700,000.00	45,700,000.00	0.00	16,506,050.43	0.00	13,493,949.57	13,493,949.57	15,700,000.00	15,700,000.00	15,700,000.00
21375100	E-60399	OTRAS PRESTACIONES	5,000,000.00	5,000,000.00	5,000,000.00	0.00	0.00	0.00	3,985,239.00	3,985,239.00	1,014,761.00	1,014,761.00	1,014,761.00
21375100	E-604	TRANSF. C.TES A ENTIDAD	37,215,000.00	37,215,000.00	37,215,000.00	0.00	0.00	0.00	37,215,000.00	37,215,000.00	0.00	0.00	0.00
21375100	E6040120075100	ASOCIACION ACADEMIA C	4,200,000.00	4,200,000.00	4,200,000.00	0.00	0.00	0.00	4,200,000.00	4,200,000.00	0.00	0.00	0.00
21375100	E6040425075100	ACADEMIA DE GEOGRAFIA	3,570,000.00	3,570,000.00	3,570,000.00	0.00	0.00	0.00	3,570,000.00	3,570,000.00	0.00	0.00	0.00

PROGRAMA	POS. PRESUPUESTARIA	DESCRIPCION	LEY DE PRESUPUESTO	APROP. ACT	CUOTA LIBERADA	SOLICITADO	COMPROMETIDO	REC. MERCANCIA	DEVENGADO	PAGADO	DISP. PRESUPUESTO	DISP. CUOTA LIBERADO	DISPONIBLE CUOTA REAL (SAP)
21375100	E6040431675100	ACADEMIA COSTARRICENSE		11,945,000.00	11,945,000.00	0.00	0.00	0.00	11,945,000.00	11,945,000.00	0.00	0.00	0.00
21375100	E6040436275100	TEMPORALIDADES DE LA F		17,500,000.00	17,500,000.00	0.00	0.00	0.00	17,500,000.00	17,500,000.00	0.00	0.00	0.00
21375100	E-606	OTRAS TRANSFERENCIAS		0.00	85,360,935.00	0.00	0.00	0.00	85,360,932.91	85,360,932.91	2.09	2.09	2.09
21375100	E-60601	INDEMNIZACIONES		0.00	85,360,935.00	0.00	0.00	0.00	85,360,932.91	85,360,932.91	2.09	2.09	2.09
21375100	E-607	TRANSFERENCIAS CORRIE		568,032.00	568,032.00	0.00	568,032.00	0.00	0.00	0.00	0.00	0.00	0.00
21375100	E6070122575100	UNESCO CONVENCION PAI		568,032.00	568,032.00	0.00	568,032.00	0.00	0.00	0.00	0.00	0.00	0.00

RESUMEN DE PARTIDAS				
SUBPARTIDA/ CONCEPTO	PRESUPUESTO	EJECUTADO	SALDO	PORCENTAJE
REMUNERACIONES	770,339,721.00	561,076,966.85	209,262,754.15	72.84%
SERV. NO PERSON.	208,172,875.00	102,286,787.48	102,286,787.48	49.14%
MAT. Y SUMINIS.	21,539,065.00	9,778,771.58	11,760,293.42	45.40%
BIENES DURAD.	719,208,254.00	139,987,528.66	579,220,725.34	19.46%
TRANSF. CORRIEN.	8,884,882,200.00	6,099,728,445.86	2,785,153,754.14	68.65%
TOTAL	10,604,142,115.00	6,912,858,500.43	3,687,684,314.53	65.19%

RESUMEN DE PARTIDAS OPERATIVO				
SUBPARTIDA/ CONCEPTO	PRESUPUESTO OPERATIVO	EJECUTADO OPERATIVO	SALDO OPERATIVO	PORCENTAJE OPERATIVO
SERV. NO PERSON.	208,172,875.00	102,286,787.48	105,886,087.52	49.14%
MAT. Y SUMINIS.	21,539,065.00	9,778,771.58	11,760,293.42	45.40%
BIENES DURAD.	719,208,254.00	139,987,528.66	579,220,725.34	19.46%
TRANSF. CORRIEN.	82,700,000.00	32,082,688.57	50,617,311.43	38.79%
TOTAL	1,031,620,194.00	284,135,776.29	747,484,417.71	27.54%

PARTIDAS	Devengado	Limite	PRESUPUESTO	DEVENGADO
REMUNERACIONES	72.84%	83.33%	770,339,721.00	561,076,966.85
SERV. NO PERSON.	49.14%	83.33%	208,172,875.00	102,286,787.48
MAT. Y SUMINIS.	45.40%	83.33%	21,539,065.00	9,778,771.58
BIENES DURAD.	19.46%	83.33%	719,208,254.00	139,987,528.66
TRANSF. CORRIEN.	68.65%	83.33%	8,884,882,200.00	6,099,728,445.86

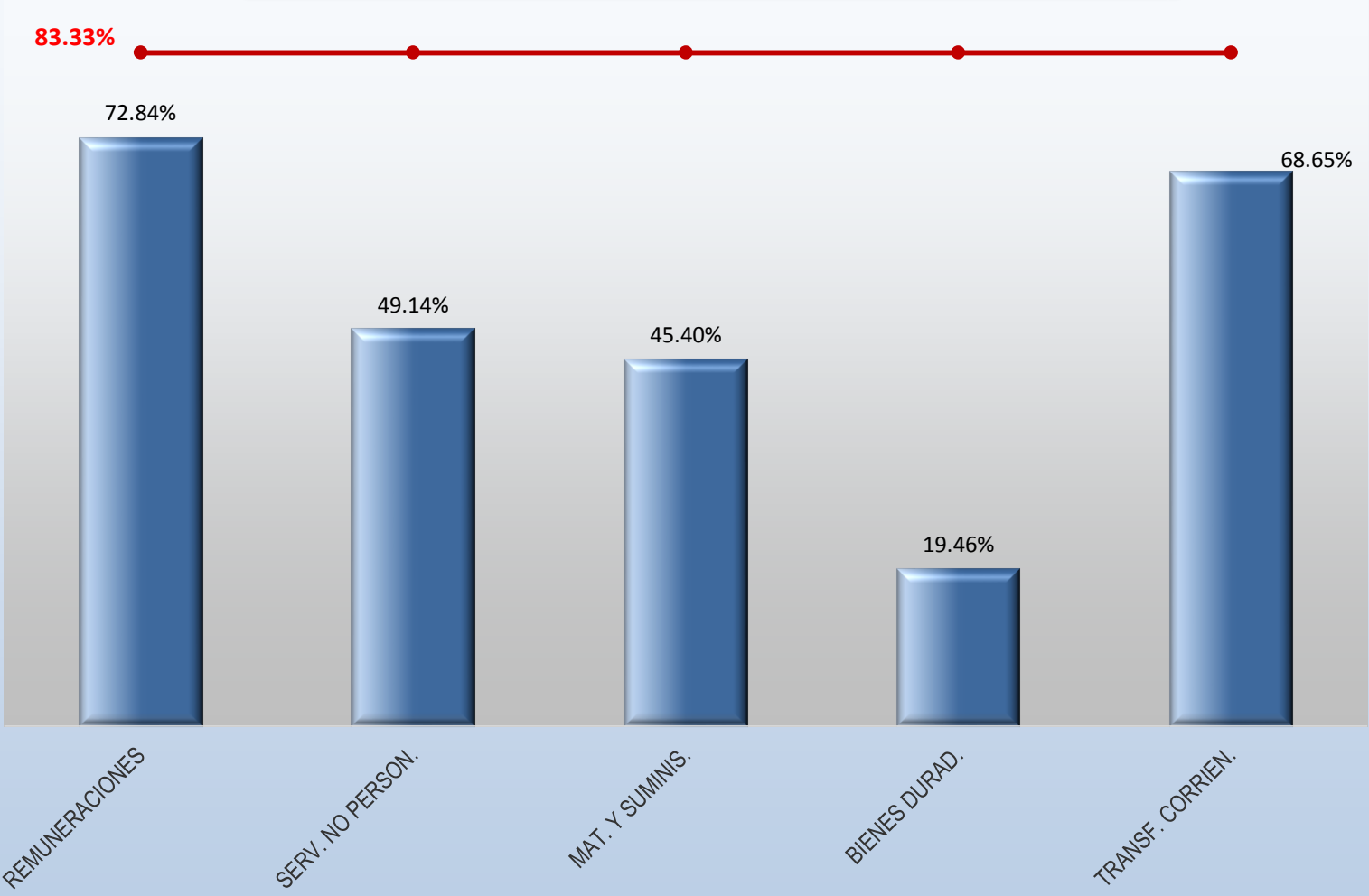
% EJECUCION TOTAL	APROP. ACT OPERATIVO	DEVENGADO OPERATIVO	% EJECUCION OPERATIVO
65.19%	1,031,620,194.00	284,135,776.29	27.54%
72.84%			
79.58%			
81.12%			
1.13%			
98.25%			
98.25%			
68.38%			
77.93%			
73.08%			
94.96%			
72.40%			
7.49%			
71.19%			
71.19%			
71.19%			
70.99%			
70.81%			
71.19%			
71.19%			
49.14%	208,172,875.00	102,286,787.48	49.14%
42.54%	10,420,000.00	4,432,365.00	42.54%
54.12%	5,820,000.00	3,150,000.00	54.12%
35.62%	3,600,000.00	1,282,365.00	35.62%
0.00%	1,000,000.00	-	0
62.58%	27,240,000.00	17,045,875.55	0.00%
38.10%	3,000,000.00	1,143,072.00	38.10%
55.38%	8,000,000.00	4,430,765.00	55.38%
42.55%	40,000.00	17,020.00	42.55%
76.37%	15,000,000.00	11,455,018.55	76.37%
0.00%	1,200,000.00	-	0.00%
9.70%	10,400,000.00	1,008,860.00	9.70%
14.45%	4,000,000.00	578,150.00	14.45%
0.00%	2,100,000.00	-	0.00%
7.81%	4,000,000.00	312,475.00	7.81%
39.41%	300,000.00	118,235.00	39.41%
55.07%	98,807,000.00	54,408,795.23	55.07%
0.00%	50,000.00	-	0.00%
0.00%	5,000,000.00	-	0.00%
0.00%	16,000,000.00	-	0.00%
70.23%	77,257,000.00	54,258,795.23	70.23%
30.00%	500,000.00	150,000.00	30.00%
81.15%	8,220,000.00	6,670,162.00	81.15%
100.00%	220,000.00	220,000.00	100.00%
80.63%	8,000,000.00	6,450,162.00	80.63%
29.83%	5,000,000.00	1,491,266.00	29.83%
29.83%	5,000,000.00	1,491,266.00	29.83%
31.39%	3,835,875.00	1,204,150.00	31.39%
50.87%	2,000,000.00	1,017,400.00	50.87%
10.17%	1,835,875.00	186,750.00	10.17%
38.05%	41,850,000.00	15,923,599.70	38.05%
80.76%	17,900,000.00	14,456,596.28	80.76%
0.00%	500,000.00	-	0.00%

% EJECUCION TOTAL	APROP. ACT OPERATIVO	DEVENGADO OPERATIVO	% EJECUCION OPERATIVO
12.70%	5,000,000.00	635,213.72	12.70%
74.10%	1,000,000.00	741,000.00	74.10%
4.66%	1,950,000.00	90,789.70	4.66%
0.00%	15,000,000.00	-	0.00%
0.00%	500,000.00	-	0.00%
20.34%	500,000.00	101,714.00	20.34%
20.34%	500,000.00	101,714.00	20.34%

% EJECUCION TOTAL	APROP. ACT OPERATIVO	DEVENGADO OPERATIVO	% EJECUCION OPERATIVO
0.00%	1,900,000.00	-	0.00%
0.00%	400,000.00	-	0.00%
0.00%	1,500,000.00	-	0.00%
45.40%	21,539,065.00	9,778,771.58	45.40%
60.02%	8,900,000.00	5,341,584.15	0.00%
39.39%	4,000,000.00	1,575,718.00	39.39%
0.00%	150,000.00	-	0.00%
79.28%	4,750,000.00	3,765,866.15	79.28%
2.10%	500,000.00	10,500.00	2.10%
2.10%	500,000.00	10,500.00	0.00%
23.33%	3,900,000.00	909,974.23	23.33%
0.00%	100,000.00	-	0.00%
26.00%	3,500,000.00	909,974.23	26.00%
0.00%	300,000.00	-	0.00%
18.21%	2,739,065.00	498,850.00	18.21%
23.34%	739,065.00	172,500.00	23.34%
16.32%	2,000,000.00	326,350.00	16.32%
54.87%	5,500,000.00	3,017,863.20	0.00%
0.00%	400,000.00	-	0.00%
0.00%	400,000.00	-	0.00%
83.65%	2,000,000.00	1,673,094.20	83.65%
38.30%	1,000,000.00	382,995.00	38.30%
0.00%	100,000.00	-	0.00%
73.98%	1,300,000.00	961,774.00	73.98%
0.00%	300,000.00	-	0.00%
19.46%	719,208,254.00	139,987,528.66	19.46%
17.43%	645,508,254.00	112,519,865.66	17.43%
0.00%	517,854,828.00	-	0.00%
88.14%	127,653,426.00	112,519,865.66	88.14%
37.39%	65,200,000.00	24,378,227.62	37.39%
0.00%	500,000.00	-	0.00%
59.51%	5,000,000.00	2,975,604.18	0.00%
58.60%	500,000.00	293,000.00	0.00%
37.03%	57,000,000.00	21,109,623.44	37.03%
0.00%	2,200,000.00	-	0.00%
36.35%	8,500,000.00	3,089,435.38	36.35%
88.27%	3,500,000.00	3,089,435.38	88.27%
0.00%	5,000,000.00	-	0.00%
68.65%	82,700,000.00	32,082,688.57	38.79%
68.50%			
66.55%			
60.13%			
76.74%			
0.00%			
74.32%			
72.09%			
78.61%			
54.89%			
99.11%			
71.19%			
45.64%	32,000,000.00	14,603,500.00	45.64%
45.64%	32,000,000.00	14,603,500.00	45.64%
34.48%	50,700,000.00	17,479,188.57	34.48%
29.53%	45,700,000.00	13,493,949.57	29.53%
79.70%	5,000,000.00	3,985,239.00	79.70%
100.00%			
100.00%			
100.00%			

% EJECUCION TOTAL	APROP. ACT OPERATIVO	DEVENGADO OPERATIVO	% EJECUCION OPERATIVO
100.00%			
100.00%			
100.00%	85,360,935.00	85,360,932.91	100.00%
100.00%	85,360,935.00	85,360,932.91	0.999999976
0.00%			
0.00%			

**EJECUCION PRESUPUESTARIA
751 CONSERVACION DEL PATR. HIST. Y CULTURAL
LIQUIDACION AL 31 DE OCTUBRE DEL 2018**



■ Devengado ● Límite

MINISTERIO DE HACIENDA - CONTABILIDAD NACIONAL
 INFORME DE PRESUPUESTO DE EGRESOS
 PROGRAMA 753 GESTION Y DESARROLLO CULTURAL
 31 de octubre de 2018

PROGRAMA	POS. PRESUPUESTARIA	DESCRIPCION	LEY DE PRESUPUESTO	APROP. ACT	CUOTA LIBERADA	SOLICITADO	COMPROMETIDO	REC. MERCANCIA	DEVENGADO	PAGADO	DISP. PRESUPUESTO	DISP. CUOTA LIBERADO	DISPONIBLE CUOTA REAL (\$AP)	% EJECUCION TOTAL
21375300			2,111,148,000.00	2,111,148,000.00	1,748,678,920.35	57,997,750.64	224,061,376.78	1,354,237.98	976,231,864.81	968,076,884.36	851,502,769.79	489,033,690.14	489,033,690.14	46.24%
21375300	E-0	REMUNERACIONES	2,111,148,000.00	2,062,700,214.00	1,961,534,616.35	58,244,743.35	272,051,117.59	0.00	1,237,879,194.62	1,202,814,231.29	494,525,158.44	393,359,560.79	380,555,160.79	60.01%
21375300	E-001	REMUNERACIONES BA	964,579,642.00	928,920,315.00	876,218,009.10	0.00	42,899,584.85	0.00	557,147,835.83	557,147,835.83	328,872,894.32	276,170,588.42	276,170,588.42	59.98%
21375300	E-00101	SUELDOS PARA CARG	357,555,000.00	349,263,578.00	326,550,678.00	0.00	0.00	0.00	239,772,352.83	239,772,352.83	109,491,225.17	86,778,325.17	86,778,325.17	68.65%
21375300	E-00105	SUPLENCIAS	342,000,000.00	333,708,578.00	310,995,678.00	0.00	0.00	0.00	231,907,841.16	231,907,841.16	101,800,736.84	79,087,836.84	79,087,836.84	69.49%
21375300	E-002	REMUNERACIONES EV	15,555,000.00	15,555,000.00	15,555,000.00	0.00	0.00	0.00	7,864,511.67	7,864,511.67	7,690,488.33	7,690,488.33	7,690,488.33	50.56%
21375300	E-00201	TIEMPO EXTRAORDIN	20,000,000.00	14,958,728.00	14,958,727.10	0.00	0.00	0.00	9,347,289.00	9,347,289.00	5,611,439.00	5,611,438.10	5,611,438.10	62.49%
21375300	E-003	INCENTIVOS SALARIA	20,000,000.00	14,958,728.00	14,958,727.10	0.00	0.00	0.00	9,347,289.00	9,347,289.00	5,611,439.00	5,611,438.10	5,611,438.10	62.49%
21375300	E-00301	RETRIBUCION POR AÑ	440,979,726.00	424,052,551.00	402,139,705.00	0.00	0.00	0.00	218,506,012.85	218,506,012.85	205,546,538.15	183,633,692.15	183,633,692.15	51.53%
21375300	E-00302	RESTRICCION AL EJEF	127,000,000.00	123,516,070.00	116,945,981.00	0.00	0.00	0.00	64,433,850.15	64,433,850.15	59,082,219.85	52,512,130.85	52,512,130.85	52.17%
21375300	E-00304	SALARIO ESCOLAR	161,980,000.00	159,259,080.00	151,468,797.00	0.00	0.00	0.00	91,410,156.14	91,410,156.14	67,848,923.86	60,058,640.86	60,058,640.86	57.40%
21375300	E-00399	OTROS INCENTIVOS S	50,000,000.00	42,000,000.00	38,500,000.00	0.00	0.00	0.00	37,941,939.27	37,941,939.27	4,058,060.73	558,060.73	558,060.73	90.34%
21375300	E-00303	DECIMOTERCER MES	39,000,000.00	38,604,498.00	37,395,262.00	0.00	0.00	0.00	24,663,126.85	24,663,126.85	13,941,371.15	12,732,135.15	12,732,135.15	63.89%
21375300	E-004	CONTRIB. PATRONALE	62,999,726.00	60,672,903.00	57,829,665.00	0.00	0.00	0.00	56,940.44	56,940.44	60,615,962.56	57,772,724.56	57,772,724.56	0.09%
21375300	E0040120075300	CCSS CONTRIBUCION	73,664,663.00	70,941,191.00	66,867,396.00	0.00	21,579,606.25	0.00	45,213,576.75	45,213,576.75	4,148,008.00	74,213.00	74,213.00	63.73%
21375300	E0040520075300	BANCO POPULAR Y DE	69,886,988.00	67,303,181.00	63,438,299.00	0.00	20,472,807.43	0.00	42,895,083.57	42,895,083.57	3,935,290.00	70,408.00	70,408.00	63.73%
21375300	E-005	CONTRIB PATRONALE	3,777,675.00	3,638,010.00	3,429,097.00	0.00	1,106,798.82	0.00	2,318,493.18	2,318,493.18	212,718.00	3,805.00	3,805.00	63.73%
21375300	E0050120075300	CCSS CONTRIBUCION	72,380,253.00	69,704,267.00	65,701,503.00	0.00	21,319,978.60	0.00	44,308,604.40	44,308,604.40	4,075,684.00	72,920.00	72,920.00	63.57%
21375300	E0050220075300	CCSS APORTE PATRO	38,381,178.00	36,962,179.00	34,839,628.00	0.00	11,358,758.73	0.00	23,442,202.27	23,442,202.27	2,161,218.00	38,667.00	38,667.00	63.42%
21375300	E0050320075300	CCSS APORTE PATRO	11,333,025.00	10,914,029.00	10,287,291.00	0.00	3,320,408.53	0.00	6,955,464.47	6,955,464.47	638,156.00	11,418.00	11,418.00	63.73%
21375300	E-1	SERVICIOS	22,666,050.00	21,828,059.00	20,574,584.00	0.00	6,640,811.34	0.00	13,910,937.66	13,910,937.66	1,276,310.00	22,835.00	22,835.00	63.73%
21375300	E-101	ALQUILERES	546,300,000.00	538,438,229.20	515,438,585.00	58,234,628.55	84,913,307.22	0.00	308,067,721.55	276,952,758.22	87,222,571.88	64,222,927.68	64,222,927.68	57.22%
21375300	E-10101	ALQUILER DE EDIFICI	10,000,000.00	9,700,000.00	6,700,000.00	0.00	1,171,750.00	0.00	1,328,250.00	1,328,250.00	7,200,000.00	4,200,000.00	4,200,000.00	13.69%
21375300	E-102	SERVICIOS BASICOS	10,000,000.00	9,700,000.00	6,700,000.00	0.00	1,171,750.00	0.00	1,328,250.00	1,328,250.00	7,200,000.00	4,200,000.00	4,200,000.00	13.69%
21375300	E-10201	SERVICIO DE AGUA Y	31,200,000.00	28,802,032.20	21,302,032.00	0.00	4,204,384.00	0.00	11,595,616.00	11,079,304.00	13,002,032.20	5,502,032.00	5,502,032.00	40.26%
21375300	E-10202	SERVICIO DE ENERGI	5,000,000.00	4,912,032.20	2,412,032.00	0.00	447,698.00	0.00	1,452,302.00	1,287,181.00	3,012,032.20	512,032.00	512,032.00	29.57%
21375300	E-10203	SERVICIO DE CORREC	12,000,000.00	10,000,000.00	10,000,000.00	0.00	2,629,582.00	0.00	5,870,418.00	5,519,227.00	1,500,000.00	1,500,000.00	1,500,000.00	58.70%
21375300	E-10204	SERVICIO DE TELECOI	200,000.00	200,000.00	200,000.00	0.00	0.00	0.00	0.00	0.00	200,000.00	200,000.00	200,000.00	0.00%
21375300	E-103	SERVICIOS COMERCIA	14,000,000.00	13,690,000.00	8,690,000.00	0.00	1,127,104.00	0.00	4,272,896.00	4,272,896.00	8,290,000.00	3,290,000.00	3,290,000.00	31.21%
21375300	E-10301	INFORMACION	11,000,000.00	10,400,000.00	4,976,000.00	0.00	2,573,550.00	0.00	0.00	0.00	7,826,450.00	2,402,450.00	2,402,450.00	0.00%
21375300	E-10302	PUBLICIDAD Y PROPAG	8,000,000.00	8,000,000.00	2,700,000.00	0.00	300,000.00	0.00	0.00	0.00	7,700,000.00	2,400,000.00	2,400,000.00	0.00%
21375300	E-10307	SERVICIOS DE TRANS	3,000,000.00	2,100,000.00	1,976,000.00	0.00	1,973,550.00	0.00	0.00	0.00	126,450.00	2,450.00	2,450.00	0.00%
21375300	E-104	SERVICIOS DE GESTI	0.00	300,000.00	300,000.00	0.00	300,000.00	0.00	0.00	0.00	0.00	0.00	0.00	0.00%
21375300	E-10404	SERVICIOS EN CIENCI	412,300,000.00	407,301,197.00	407,301,195.52	45,900,000.00	73,959,176.14	0.00	250,383,672.13	220,333,165.80	37,058,348.73	37,058,347.25	37,058,347.25	61.47%
21375300	E-10406	SERVICIOS GENERALE	37,300,000.00	27,601,197.00	27,601,197.00	10,000,000.00	0.00	0.00	8,045,984.00	8,045,984.00	9,555,213.00	9,555,213.00	9,555,213.00	29.15%
21375300	E-10499	OTROS SERVICIOS DE	75,000,000.00	81,000,000.00	80,999,999.32	0.00	19,451,421.64	0.00	57,586,778.93	46,262,416.60	3,961,799.43	3,961,798.75	3,961,798.75	71.09%
21375300	E-105	GASTOS DE VIAJE Y D	300,000,000.00	298,700,000.00	298,699,999.20	35,900,000.00	54,507,754.50	0.00	184,750,909.20	166,024,765.20	23,541,336.30	23,541,335.50	23,541,335.50	61.85%
21375300	E-10501	TRANSPORTE DENTRO	31,100,000.00	31,800,000.00	29,499,589.00	45,000.00	2,029,367.40	0.00	19,993,531.60	19,445,386.60	9,732,101.00	7,431,690.00	7,431,690.00	62.87%
21375300	E-10502	VIATICOS DENTRO DE	1,600,000.00	2,500,000.00	2,499,589.00	0.00	626,173.40	0.00	1,750,975.60	1,719,780.60	122,851.00	122,440.00	122,440.00	70.04%
21375300	E-10503	TRANSPORTE EN EL E	25,000,000.00	26,000,000.00	26,000,000.00	45,000.00	915,589.00	0.00	18,230,161.00	17,713,211.00	6,809,250.00	6,809,250.00	6,809,250.00	70.12%
21375300	E-10504	VIATICOS EN EL EXTE	2,500,000.00	1,750,000.00	0.00	0.00	0.00	0.00	0.00	0.00	1,750,000.00	0.00	0.00	0.00%
21375300	E-106	SEGUROS, REASEGUF	2,000,000.00	1,550,000.00	1,000,000.00	0.00	487,605.00	0.00	12,395.00	12,395.00	1,050,000.00	500,000.00	500,000.00	8.00%
21375300	E-10601	SEGUROS	16,000,000.00	16,000,000.00	15,999,768.48	0.00	17,731.00	0.00	14,944,986.00	14,944,986.00	1,037,283.00	1,037,051.48	1,037,051.48	93.41%
21375300	E-107	CAPACITACION Y PRO	16,000,000.00	16,000,000.00	15,999,768.48	0.00	17,731.00	0.00	14,944,986.00	14,944,986.00	1,037,283.00	1,037,051.48	1,037,051.48	93.41%
21375300	E-10701	ACTIVIDADES DE CAP	5,000,000.00	4,325,000.00	3,325,000.00	0.00	400,000.00	0.00	1,835,000.00	1,835,000.00	2,090,000.00	1,090,000.00	1,090,000.00	42.43%
21375300	E-10702	ACTIVIDADES PROTOC	2,000,000.00	2,000,000.00	1,000,000.00	0.00	400,000.00	0.00	185,000.00	185,000.00	1,415,000.00	415,000.00	415,000.00	9.25%
21375300	E-108	MANTENIMIENTO Y RE	3,000,000.00	2,325,000.00	2,325,000.00	0.00	0.00	0.00	1,650,000.00	1,650,000.00	675,000.00	675,000.00	675,000.00	70.97%
21375300	E-10801	MANTENIMIENTO DE E	28,500,000.00	28,500,000.00	24,725,000.00	12,289,628.55	152,416.68	0.00	7,081,597.82	7,081,597.82	8,976,356.95	5,201,356.95	5,201,356.95	24.85%
21375300	E-10805	MANT. Y REPARACION	17,500,000.00	17,500,000.00	14,475,000.00	12,289,628.55	55,000.00	0.00	0.00	0.00	5,155,371.45	2,130,371.45	2,130,371.45	0.00%

PROGRAMA	POS. PRESUPUESTARIA	DESCRIPCION	LEY DE PRESUPUESTO	APROP. ACT	CUOTA LIBERADA	SOLICITADO	COMPROMETIDO	REC. MERCANCIA	DEVENGADO	PAGADO	DISP. PRESUPUESTO	DISP. CUOTA LIBERADO	DISPONIBLE CUOTA REAL (SAP)	% EJECUCION TOTAL
21375300	E-10808	MANT. Y REP. DE EQUIP	10,000,000.00	10,000,000.00	10,000,000.00	0.00	97,416.68	0.00	7,081,597.82	7,081,597.82	2,820,985.50	2,820,985.50	2,820,985.50	70.82%
21375300	E-109	IMPUESTOS	1,000,000.00	1,000,000.00	250,000.00	0.00	0.00	0.00	0.00	0.00	1,000,000.00	250,000.00	250,000.00	0.00%
21375300	E-10999	OTROS IMPUESTOS	600,000.00	600,000.00	600,000.00	0.00	4,932.00	0.00	295,068.00	295,068.00	300,000.00	300,000.00	300,000.00	49.18%
21375300	E-199	SERVICIOS DIVERSOS	600,000.00	600,000.00	600,000.00	0.00	4,932.00	0.00	295,068.00	295,068.00	300,000.00	300,000.00	300,000.00	49.18%
21375300	E-19905	DEDUCIBLES	600,000.00	1,010,000.00	1,010,000.00	0.00	400,000.00	0.00	610,000.00	610,000.00	0.00	0.00	0.00	60.40%
21375300	E-2	MATERIALES Y SUMIN	600,000.00	1,010,000.00	1,010,000.00	0.00	400,000.00	0.00	610,000.00	610,000.00	0.00	0.00	0.00	60.40%
21375300	E-201	PRODUCTOS QUIMICC	28,150,000.00	28,150,000.00	24,975,000.00	10,114.80	3,686,444.00	0.00	6,442,803.48	6,442,803.48	18,010,637.72	14,835,637.72	14,585,637.72	22.89%
21375300	E-20101	COMBUSTIBLES Y LUB	12,500,000.00	12,500,000.00	12,500,000.00	0.00	1,782,680.00	0.00	5,263,750.00	5,263,750.00	5,453,570.00	5,453,570.00	5,453,570.00	42.11%
21375300	E-20104	TINTAS, PINTURAS Y C	10,000,000.00	10,000,000.00	10,000,000.00	0.00	1,782,680.00	0.00	5,263,750.00	5,263,750.00	2,953,570.00	2,953,570.00	2,953,570.00	52.64%
21375300	E-202	ALIMENTOS Y PRODU	2,500,000.00	2,500,000.00	2,500,000.00	0.00	0.00	0.00	0.00	0.00	2,500,000.00	2,500,000.00	2,500,000.00	0.00%
21375300	E-20203	ALIMENTOS Y BEBIDA	1,000,000.00	1,000,000.00	1,000,000.00	0.00	924,124.00	0.00	0.00	0.00	75,876.00	75,876.00	75,876.00	0.00%

PROGRAMA	POS. PRESUPUESTARIA	DESCRIPCION	LEY DE PRESUPUESTO	APROP. ACT	CUOTA LIBERADA	SOLICITADO	COMPROMETIDO	REC. MERCANCIA	DEVENGADO	PAGADO	DISP. PRESUPUESTO	DISP. CUOTA LIBERADO	DISPONIBLE CUOTA REAL (SAP)	% EJECUCION TOTAL
21375300	E-203	MATERIALES Y PROD	1,000,000.00	1,000,000.00	1,000,000.00	0.00	924,124.00	0.00	0.00	0.00	75,876.00	75,876.00	75,876.00	0.00%
21375300	E-20301	MATERIALES Y PRODL	1,400,000.00	1,400,000.00	725,000.00	0.00	7,720.00	0.00	47,280.00	47,280.00	1,345,000.00	670,000.00	420,000.00	3.38%
21375300	E-20304	MAT. Y PROD. ELECTR	400,000.00	400,000.00	100,000.00	0.00	0.00	0.00	0.00	0.00	400,000.00	100,000.00	100,000.00	0.00%
21375300	E-20399	OTROS MAT. Y PROD.I	500,000.00	500,000.00	500,000.00	0.00	7,720.00	0.00	47,280.00	47,280.00	445,000.00	445,000.00	195,000.00	9.46%
21375300	E-204	HERRAMIENTAS, REPL	500,000.00	500,000.00	125,000.00	0.00	0.00	0.00	0.00	0.00	500,000.00	125,000.00	125,000.00	0.00%
21375300	E-20402	REPUESTOS Y ACCES	2,250,000.00	2,250,000.00	2,250,000.00	0.00	287,856.00	0.00	0.00	0.00	1,962,144.00	1,962,144.00	1,962,144.00	0.00%
21375300	E-299	UTILES, MATERIALES	2,250,000.00	2,250,000.00	2,250,000.00	0.00	287,856.00	0.00	0.00	0.00	1,962,144.00	1,962,144.00	1,962,144.00	0.00%
21375300	E-29901	UTILES Y MATERIALES	11,000,000.00	11,000,000.00	8,500,000.00	10,114.80	684,064.00	0.00	1,131,773.48	1,131,773.48	9,174,047.72	6,674,047.72	6,674,047.72	10.29%
21375300	E-29903	PRODUCTOS DE PAPE	5,000,000.00	5,000,000.00	2,500,000.00	0.00	0.00	0.00	0.00	0.00	5,000,000.00	2,500,000.00	2,500,000.00	0.00%
21375300	E-29905	UTILES Y MATERIALES	5,000,000.00	5,000,000.00	5,000,000.00	10,114.80	684,064.00	0.00	1,131,773.48	1,131,773.48	3,174,047.72	3,174,047.72	3,174,047.72	22.64%
21375300	E-5	BIENES DURADEROS	1,000,000.00	1,000,000.00	1,000,000.00	0.00	0.00	0.00	0.00	0.00	1,000,000.00	1,000,000.00	1,000,000.00	0.00%
21375300	E-501	MAQUINARIA, EQUIPO	0.00	197,967.80	110,000.00	0.00	88,645.20	0.00	109,322.60	109,322.60	0.00	-87,967.8	-87,967.8	55.22%
21375300	E-50102	EQUIPO DE TRANSPOR	0.00	87,967.80	0.00	0.00	87,967.80	0.00	0.00	0.00	0.00	-87,967.8	-87,967.8	0.00%
21375300	E-502	CONSTRUCCIONES, AI	0.00	87,967.80	0.00	0.00	87,967.80	0.00	0.00	0.00	0.00	-87,967.80	-87,967.80	0.00%
21375300	E-50299	OTRAS CONSTRUCCIC	0.00	110,000.00	110,000.00	0.00	677.40	0.00	109,322.60	109,322.60	0.00	0.00	0.00	99.38%
21375300	E-6	TRANSFERENCIAS CO	0.00	110,000.00	110,000.00	0.00	677.40	0.00	109,322.60	109,322.60	0.00	0.00	0.00	99.38%
21375300	E-601	TRANSFERENCIAS CO	572,118,358.00	566,993,702.00	544,793,022.25	0.00	140,463,136.32	0.00	366,111,511.16	362,161,511.16	60,419,054.52	38,218,374.77	25,663,974.77	64.57%
21375300	E6010231075300	CASA DE LA CULTURA	96,908,358.00	91,783,702.00	88,958,022.25	0.00	12,303,136.32	0.00	76,494,155.93	76,494,155.93	2,986,409.75	160,730.00	160,730.00	83.34%
21375300	E6010320075300	CCSS CONTRIBUCION	90,656,137.00	85,763,326.00	83,042,102.25	0.00	11,572,663.92	0.00	71,469,438.33	71,469,438.33	2,721,223.75	0.00	0.00	83.33%
21375300	E6010320275300	CCSS CONTRIBUCION	4,363,383.00	4,201,371.00	4,201,371.00	0.00	177,103.06	0.00	3,865,441.94	3,865,441.94	158,826.00	158,826.00	158,826.00	92.00%
21375300	E-602	TRANSFERENCIAS CO	1,888,838.00	1,819,005.00	1,714,549.00	0.00	553,369.34	0.00	1,159,275.66	1,159,275.66	106,360.00	1,904.00	1,904.00	63.73%
21375300	E-60299	OTRAS TRANSFERENC	385,000,000.00	385,000,000.00	385,000,000.00	0.00	113,610,000.00	0.00	258,831,876.00	254,881,876.00	12,558,124.00	12,558,124.00	3,724.00	67.23%
21375300	E-603	PRESTACIONES	385,000,000.00	385,000,000.00	385,000,000.00	0.00	113,610,000.00	0.00	258,831,876.00	254,881,876.00	12,558,124.00	12,558,124.00	3,724.00	67.23%
21375300	E-60301	PRESTACIONES LEGA	70,500,000.00	70,500,000.00	51,125,000.00	0.00	0.00	0.00	25,625,479.23	25,625,479.23	44,874,520.77	25,499,520.77	25,499,520.77	36.35%
21375300	E-60399	OTRAS PRESTACIONE	68,500,000.00	60,500,000.00	41,125,000.00	0.00	0.00	0.00	16,039,765.23	16,039,765.23	44,460,234.77	25,085,234.77	25,085,234.77	26.51%
21375300	E-604	TRANSF. C.TES A ENTI	2,000,000.00	10,000,000.00	10,000,000.00	0.00	0.00	0.00	9,585,714.00	9,585,714.00	414,286.00	414,286.00	414,286.00	95.86%
21375300	E6040120075300	ASOCIACION CENTRO	5,160,000.00	5,160,000.00	5,160,000.00	0.00	0.00	0.00	5,160,000.00	5,160,000.00	0.00	0.00	0.00	100.00%
21375300	E-607	TRANSFERENCIAS CO	5,160,000.00	5,160,000.00	5,160,000.00	0.00	0.00	0.00	5,160,000.00	5,160,000.00	0.00	0.00	0.00	100.00%
21375300	E6070120075300	PROGRAMA IBEROAMI	14,550,000.00	14,550,000.00	14,550,000.00	0.00	14,550,000.00	0.00	0.00	0.00	0.00	0.00	0.00	0.00%
			14,550,000.00	14,550,000.00	14,550,000.00	0.00	14,550,000.00	0.00	0.00	0.00	0.00	0.00	0.00	0.00%

RESUMEN DE PARTIDAS				
SUBPARTIDA/ CONCEPTO	PRESUPUESTO	EJECUTADO	SALDO	PORCENTAJE
REMUNERACIONES	2,062,700,214.00	1,237,879,194.62	824,821,019.38	60.01%
SERV. NO PERSON.	21,828,059.00	13,910,937.66	7,917,121.34	63.73%
MAT. Y SUMINIS.	1,010,000.00	610,000.00	400,000.00	60.40%
BIENES DURAD.	1,000,000.00	0.00	1,000,000.00	0.00%
TRANSF. CORRIEN.	110,000.00	109,322.60	677.40	99.38%
TOTAL	2,086,648,273.00	1,252,509,454.88	834,138,818.12	60.02%

RESUMEN DE PARTIDAS				
SUBPARTIDA/ CONCEPTO	PRESUPUESTO OPERATIVO	EJECUTADO OPERATIVO	SALDO OPERATIVO	PORCENTAJE OPERATIVO
SERV. NO PERSON.	21,828,059.00	13,910,937.66	7,917,121.34	63.73%
MAT. Y SUMINIS.	1,010,000.00	610,000.00	400,000.00	60.40%
BIENES DURAD.	1,000,000.00	0.00	1,000,000.00	0.00%
TRANSF. CORRIEN.	386,819,005.00	259,991,151.66	126,827,853.34	67.21%
TOTAL	410,657,064.00	274,512,089.32	136,144,974.68	66.85%

PROGRAMA	POS. PRESUPUESTARIA	DESCRIPCION	LEY DE PRESUPUESTO	APROP. ACT	CUOTA LIBERADA	SOLICITADO	COMPROMETIDO	REC. MERCANCIA	DEVENGADO	PAGADO	DISP. PRESUPUESTO	DISP. CUOTA LIBERADO	DISPONIBLE CUOTA REAL (SAP)	% EJECUCION TOTAL
----------	---------------------	-------------	--------------------	------------	----------------	------------	--------------	----------------	-----------	--------	-------------------	----------------------	-----------------------------	-------------------

PARTIDAS	Devengado	Límite	PRESUPUESTO	DEVENGADO
REMUNERACIONES	60.01%	83.33%	2,062,700,214.00	1,237,879,194.62
SERV. NO PERSON.	63.73%	83.33%	21,828,059.00	13,910,937.66
MAT. Y SUMINIS.	60.40%	83.33%	1,010,000.00	610,000.00
BIENES DURAD.	0.00%	83.33%	1,000,000.00	-
TRANSF. CORRIEN.	99.38%	83.33%	110,000.00	109,322.60

APROP. ACT OPERATIVO	DEVENGADO OPERATIVO	% EJECUCION OPERATIVO
410,657,064.00	274,512,089.32	66.85%

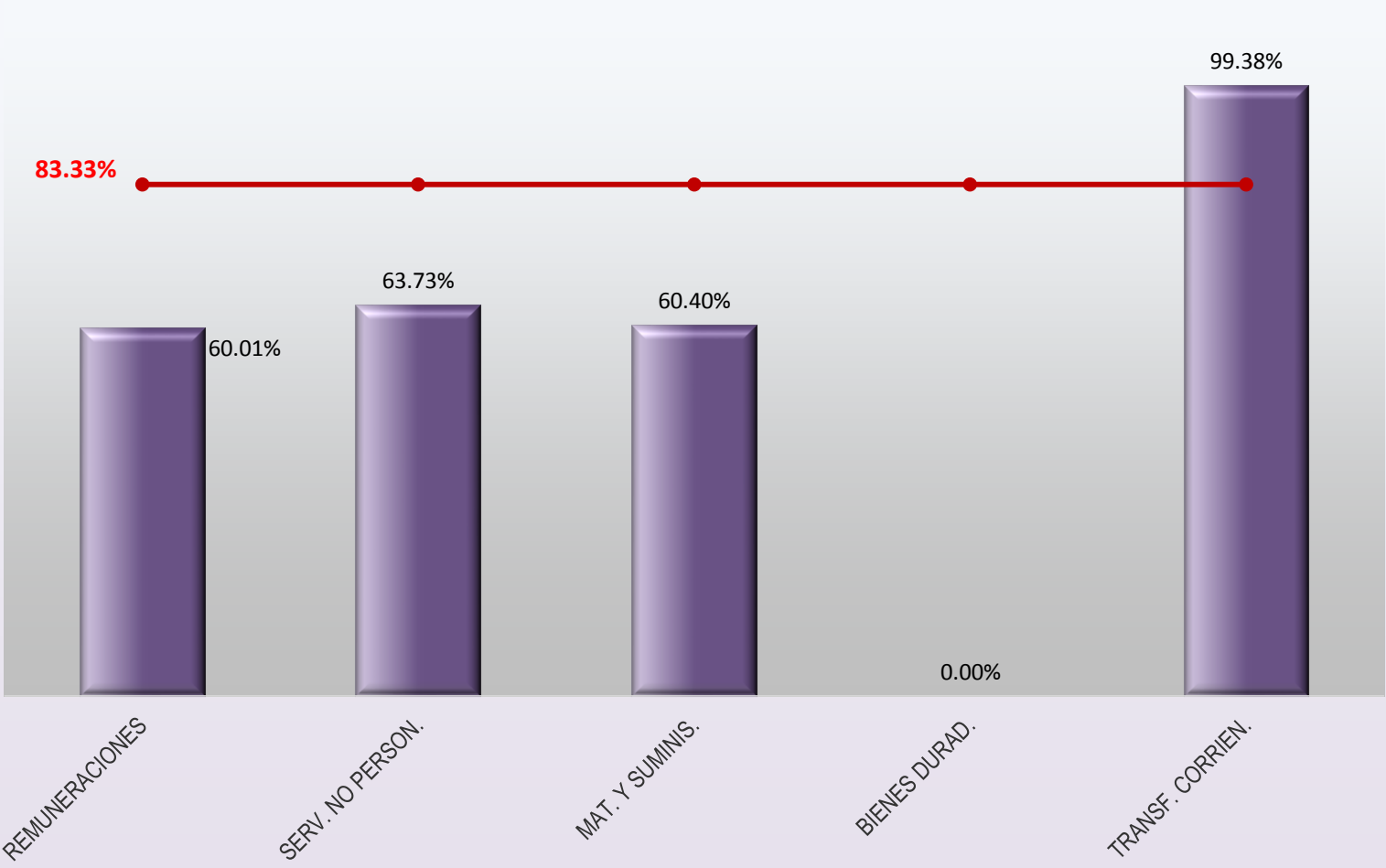
21,828,059.00	13,910,937.66	63.73%
538,438,229.20	308,067,721.55	57.22%
9,700,000.00	1,328,250.00	13.69%
9,700,000.00	1,328,250.00	13.69%
28,802,032.20	11,595,616.00	40.26%
4,912,032.20	1,452,302.00	29.57%
10,000,000.00	5,870,418.00	58.70%
200,000.00	-	0.00%
13,690,000.00	4,272,896.00	31.21%
10,400,000.00	-	0.00%
8,000,000.00	-	0.00%
2,100,000.00	-	0.00%
300,000.00	-	0.00%
407,301,197.00	250,383,672.13	61.47%
27,601,197.00	8,045,984.00	29.15%
81,000,000.00	57,586,778.93	71.09%
298,700,000.00	184,750,909.20	61.85%
31,800,000.00	19,993,531.60	62.87%
2,500,000.00	1,750,975.60	70.04%
26,000,000.00	18,230,161.00	70.12%
1,750,000.00	-	0.00%
1,550,000.00	12,395.00	0.80%
16,000,000.00	14,944,986.00	93.41%
16,000,000.00	14,944,986.00	93.41%
4,325,000.00	1,835,000.00	42.43%
2,000,000.00	185,000.00	9.25%
2,325,000.00	1,650,000.00	70.97%
28,500,000.00	7,081,597.82	24.85%
17,500,000.00	-	0.00%

APROP. ACT OPERATIVO	DEVENGADO OPERATIVO	% EJECUCION OPERATIVO
10,000,000.00	7,081,597.82	70.82%
1,000,000.00	-	0.00%
600,000.00	295,068.00	49.18%
600,000.00	295,068.00	49.18%
1,010,000.00	610,000.00	60.40%
1,010,000.00	610,000.00	60.40%
28,150,000.00	6,442,803.48	22.89%
12,500,000.00	5,263,750.00	42.11%
10,000,000.00	5,263,750.00	52.64%
2,500,000.00	-	0.00%
1,000,000.00	-	0.00%

APROP. ACT OPERATIVO	DEVENGADO OPERATIVO	% EJECUCION OPERATIVO
1,000,000.00	-	0.00%
1,400,000.00	47,280.00	3.38%
400,000.00	-	0.00%
500,000.00	47,280.00	9.46%
500,000.00	-	0.00%
2,250,000.00	-	0.00%
2,250,000.00	-	0.00%
11,000,000.00	1,131,773.48	10.29%
5,000,000.00	-	0.00%
5,000,000.00	1,131,773.48	22.64%
1,000,000.00	-	0.00%
197,967.80	109,322.60	0.00%
87,967.80	-	0.00%
87,967.80	-	0.00%
110,000.00	109,322.60	99.38%
386,819,005.00	259,991,151.66	67.21%
1,819,005.00	1,159,275.66	63.73%
385,000,000.00	258,831,876.00	67.23%
385,000,000.00	258,831,876.00	67.23%
70,500,000.00	25,625,479.23	36.35%
60,500,000.00	16,039,765.23	26.51%

APROP. ACT OPERATIVO	DEVENGADO OPERATIVO	% EJECUCION OPERATIVO
-------------------------	------------------------	--------------------------

**EJECUCION PRESUPUESTARIA
753 GESTION Y DESARROLLO CULTURAL
LIQUIDACION AL 31 DE OCTUBRE DEL 2018**



■ Devengado ● Límite

MINISTERIO DE HACIENDA - CONTABILIDAD NACIONAL
INFORME DE PRESUPUESTO DE EGRESOS
PROGRAMA 755 SISTEMA NACIONAL DE BIBLIOTECAS
31 de octubre de 2018

PROGRAM A	POS. PRESUPUESTA RIA	DESCRIPCION	LEY DE PRESUPUESTO	APROP. ACT	CUOTA LIBERADA	SOLICITADO	COMPROMETIDO	REC. MERCANCIA	DEVENGADO	PAGADO	DISP. PRESUPUESTO	DISP. CUOTA LIBERADO	DISPONIBLE CUOTA REAL (SAP)	% EJECUCION TOTAL
21375500			10,554,314,000.00	10,501,451,613.00	10,430,037,000.30	49,930,445.78	828,767,353.68	220,954.65	6,138,967,554.01	6,110,706,494.21	3,483,565,304.88	3,412,150,692.18	3,412,150,692.18	58%
21375500	E-0	REMUNERACIONES	7,450,752,200.00	7,371,584,788.00	7,321,037,610.30	0.00	696,525,849.24	0.00	3,592,271,102.42	3,592,271,102.42	3,082,787,836.34	3,032,240,658.64	3,032,240,658.64	49%
21375500	E-001	REMUNERACIONES BASI	2,677,062,384.00	2,651,968,383.00	2,641,952,433.00	0.00	0.00	0.00	1,474,760,971.85	1,474,760,971.85	1,177,207,411.15	1,167,191,461.15	1,167,191,461.15	56%
21375500	E-00101	SUELDOS PARA CARGO	2,669,657,384.00	2,642,563,383.00	2,632,547,433.00	0.00	0.00	0.00	1,467,436,451.86	1,467,436,451.86	1,175,126,931.14	1,165,110,981.14	1,165,110,981.14	56%
21375500	E-00105	SUPLENCIAS	7,405,000.00	9,405,000.00	9,405,000.00	0.00	0.00	0.00	7,324,519.99	7,324,519.99	2,080,480.01	2,080,480.01	2,080,480.01	78%
21375500	E-002	REMUNERACIONES EVEI	7,787,000.00	8,639,132.00	8,639,131.30	0.00	0.00	0.00	4,167,406.00	4,167,406.00	4,471,726.00	4,471,725.30	4,471,725.30	48%
21375500	E-00201	TIEMPO EXTRAORDINAR	7,787,000.00	8,639,132.00	8,639,131.30	0.00	0.00	0.00	4,167,406.00	4,167,406.00	4,471,726.00	4,471,725.30	4,471,725.30	48%
21375500	E-003	INCENTIVOS SALARIALE	3,654,662,749.00	3,599,737,206.00	3,563,525,092.00	0.00	0.00	0.00	1,705,236,640.81	1,705,236,640.81	1,894,500,565.19	1,858,288,451.19	1,858,288,451.19	47%
21375500	E-00301	RETRIBUCION POR AÑO	1,495,319,813.00	1,480,918,741.00	1,480,137,079.00	0.00	0.00	0.00	691,313,483.08	691,313,483.08	789,605,257.92	788,823,595.92	788,823,595.92	47%
21375500	E-00302	RESTRICCION AL EJERCI	1,146,269,063.00	1,139,064,622.00	1,138,338,652.00	0.00	0.00	0.00	570,132,413.97	570,132,413.97	568,932,208.03	568,206,238.03	568,206,238.03	50%
21375500	E-00304	SALARIO ESCOLAR	417,463,737.00	385,463,737.00	352,938,737.00	0.00	0.00	0.00	256,696,908.03	256,696,908.03	128,766,828.97	96,241,828.97	96,241,828.97	67%
21375500	E-00399	OTROS INCENTIVOS SAL	125,621,000.00	124,300,970.00	123,982,750.00	0.00	0.00	0.00	84,891,862.50	84,891,862.50	39,409,107.50	39,090,887.50	39,090,887.50	68%
21375500	E-00303	DECIMOTERCER MES	469,989,136.00	469,989,136.00	468,127,874.00	0.00	0.00	0.00	102,201,973.23	102,201,973.23	367,787,162.77	365,925,900.77	365,925,900.77	22%
21375500	E-004	CONTRIB. PATRONALES	570,860,095.00	570,860,095.00	568,681,546.00	0.00	361,425,174.86	0.00	206,101,795.14	206,101,795.14	3,333,125.00	1,154,576.00	1,154,576.00	36%
21375500	E0040120075500	CCSS CONTRIBUCION P/	542,930,878.00	542,930,878.00	540,864,049.00	0.00	344,235,360.72	0.00	195,533,321.28	195,533,321.28	3,162,196.00	1,095,367.00	1,095,367.00	36%
21375500	E0040520075500	BANCO POPULAR Y DE C	27,929,217.00	27,929,217.00	27,817,497.00	0.00	17,189,814.14	0.00	10,568,473.86	10,568,473.86	170,929.00	59,209.00	59,209.00	38%
21375500	E-005	CONTRIB PATRONALES /	540,379,972.00	540,379,972.00	538,239,408.00	0.00	335,100,674.38	0.00	202,004,288.62	202,004,288.62	3,275,009.00	1,134,445.00	1,134,445.00	37%
21375500	E0050120075500	CCSS CONTRIBUCION P/	291,360,192.00	291,360,192.00	290,225,112.00	0.00	182,735,269.14	0.00	106,888,278.86	106,888,278.86	1,736,644.00	601,564.00	601,564.00	37%
21375500	E0050220075500	CCSS APORTE PATRONA	83,787,650.00	83,787,650.00	83,452,489.00	0.00	51,569,537.36	0.00	31,705,324.64	31,705,324.64	512,788.00	177,627.00	177,627.00	38%
21375500	E0050320075500	CCSS APORTE PATRONA	165,232,130.00	165,232,130.00	164,561,807.00	0.00	100,795,867.88	0.00	63,410,685.12	63,410,685.12	1,025,577.00	355,254.00	355,254.00	38%
21375500	E-1	SERVICIOS	466,722,000.00	466,342,025.00	450,515,071.00	44,269,127.78	62,187,874.00	220,954.65	259,085,348.17	231,099,229.37	100,578,720.40	84,751,766.40	84,751,766.40	56%
21375500	E-101	ALQUILERES	500,000.00	500,000.00	0.00	0.00	0.00	0.00	0.00	0.00	500,000.00	0.00	0.00	0%
21375500	E-10199	OTROS ALQUILERES	500,000.00	500,000.00	0.00	0.00	0.00	0.00	0.00	0.00	500,000.00	0.00	0.00	0%
21375500	E-102	SERVICIOS BASICOS	114,199,000.00	114,239,000.00	114,239,000.00	0.00	17,857,634.70	0.00	87,264,834.75	78,374,205.90	9,116,530.55	9,116,530.55	9,116,530.55	76%
21375500	E-10201	SERVICIO DE AGUA Y AL	31,500,000.00	31,500,000.00	31,500,000.00	0.00	8,072,557.00	0.00	16,739,702.00	15,735,588.00	6,687,741.00	6,687,741.00	6,687,741.00	53%
21375500	E-10202	SERVICIO DE ENERGIA E	49,750,000.00	49,750,000.00	49,750,000.00	0.00	4,255,594.65	0.00	44,039,747.20	39,139,602.45	1,454,658.15	1,454,658.15	1,454,658.15	89%
21375500	E-10203	SERVICIO DE CORREO	69,000.00	109,000.00	109,000.00	0.00	2,765.00	0.00	106,235.00	81,035.00	0.00	0.00	0.00	97%
21375500	E-10204	SERVICIO DE TELECOML	30,000,000.00	30,000,000.00	30,000,000.00	0.00	5,480,899.05	0.00	24,170,430.10	21,219,028.00	348,670.85	348,670.85	348,670.85	81%
21375500	E-10299	OTROS SERVICIOS BASI	2,880,000.00	2,880,000.00	2,880,000.00	0.00	45,819.00	0.00	2,208,720.45	2,198,952.45	625,460.55	625,460.55	625,460.55	77%
21375500	E-103	SERVICIOS COMERCIALE	16,190,000.00	16,040,000.00	15,410,000.00	0.00	14,529,650.00	0.00	20,000.00	20,000.00	1,490,350.00	860,350.00	860,350.00	0%
21375500	E-10301	INFORMACION	1,560,000.00	1,560,000.00	1,560,000.00	0.00	1,540,000.00	0.00	20,000.00	20,000.00	0.00	0.00	0.00	1%
21375500	E-10302	PUBLICIDAD Y PROPAGA	3,000,000.00	2,100,000.00	2,100,000.00	0.00	2,099,650.00	0.00	0.00	0.00	350.00	350.00	350.00	0%
21375500	E-10303	IMPRESION, ENCUADERI	1,500,000.00	1,500,000.00	1,500,000.00	0.00	1,391,000.00	0.00	0.00	0.00	109,000.00	109,000.00	109,000.00	0%
21375500	E-10304	TRANSPORTE DE BIENE	300,000.00	300,000.00	0.00	0.00	0.00	0.00	0.00	0.00	300,000.00	0.00	0.00	0%
21375500	E-10305	SERVICIOS ADUANEROS	330,000.00	330,000.00	0.00	0.00	0.00	0.00	0.00	0.00	330,000.00	0.00	0.00	0%
21375500	E-10307	SERVICIOS DE TRANSFE	9,500,000.00	10,250,000.00	10,250,000.00	0.00	9,499,000.00	0.00	0.00	0.00	751,000.00	751,000.00	751,000.00	0%
21375500	E-104	SERVICIOS DE GESTION	150,000,000.00	175,000,000.00	168,000,000.00	663,600.00	16,729,660.00	0.00	115,929,818.00	99,416,818.00	41,676,922.00	34,676,922.00	34,676,922.00	66%
21375500	E-10405	SERVICIO DE DESARROL	15,000,000.00	15,000,000.00	15,000,000.00	0.00	0.00	0.00	11,000,000.00	9,000,000.00	4,000,000.00	4,000,000.00	4,000,000.00	73%
21375500	E-10406	SERVICIOS GENERALES	100,000,000.00	130,000,000.00	130,000,000.00	663,600.00	6,370,000.00	0.00	94,085,000.00	80,094,000.00	28,881,400.00	28,881,400.00	28,881,400.00	72%
21375500	E-10499	OTROS SERVICIOS DE G	35,000,000.00	30,000,000.00	23,000,000.00	0.00	10,359,660.00	0.00	10,844,818.00	10,322,818.00	8,795,522.00	1,795,522.00	1,795,522.00	36%
21375500	E-105	GASTOS DE VIAJE Y DE	10,000,000.00	12,000,000.00	12,000,000.00	0.00	1,089,589.50	0.00	10,194,160.50	10,085,710.50	716,250.00	716,250.00	716,250.00	85%
21375500	E-10501	TRANSPORTE DENTRO E	900,000.00	900,000.00	900,000.00	0.00	74,989.50	0.00	751,510.50	751,510.50	73,500.00	73,500.00	73,500.00	84%
21375500	E-10502	VIATICOS DENTRO DEL F	9,100,000.00	11,100,000.00	11,100,000.00	0.00	1,014,600.00	0.00	9,442,650.00	9,334,200.00	642,750.00	642,750.00	642,750.00	85%
21375500	E-106	SEGUROS, REASEGURO	40,502,000.00	8,727,000.00	8,727,000.00	0.00	990.00	0.00	5,999,010.00	5,984,443.00	2,727,000.00	2,727,000.00	2,727,000.00	69%
21375500	E-10601	SEGUROS	40,502,000.00	8,727,000.00	8,727,000.00	0.00	990.00	0.00	5,999,010.00	5,984,443.00	2,727,000.00	2,727,000.00	2,727,000.00	69%
21375500	E-107	CAPACITACION Y PROTC	1,000,000.00	1,565,025.00	1,565,025.00	0.00	155,200.00	150,000.00	1,259,550.00	934,550.00	275.00	275.00	275.00	80%
21375500	E-10701	ACTIVIDADES DE CAPAC	1,000,000.00	1,000,000.00	1,000,000.00	0.00	0.00	150,000.00	850,000.00	525,000.00	0.00	0.00	0.00	85%
21375500	E-10702	ACTIVIDADES PROTOCO	0.00	565,025.00	565,025.00	0.00	155,200.00	0.00	409,550.00	409,550.00	275.00	275.00	275.00	72%
21375500	E-108	MANTENIMIENTO Y REP/	130,007,000.00	133,947,000.00	128,971,750.00	43,605,527.78	11,801,153.80	70,954.65	38,228,674.92	36,094,201.97	40,240,688.85	35,265,438.85	35,265,438.85	29%
21375500	E-10801	MANTENIMIENTO DE EDI	95,000,000.00	95,000,000.00	95,000,000.00	43,605,527.78	2,701,725.00	0.00	21,348,037.97	21,242,787.97	27,344,709.25	27,344,709.25	27,344,709.25	22%
21375500	E-10804	MANT. Y REPARACION D	1,687,000.00	1,687,000.00	691,750.00	0.00	352,156.40	0.00	180,000.00	180,000.00	1,154,843.60	159,593.60	159,593.60	11%
21375500	E-10805	MANT. Y REPARACION D	3,000,000.00	3,000,000.00	3,000,000.00	0.00	345,071.40	70,954.65	1,125,639.95	489,750.00	1,458,334.00	1,458,334.00	1,458,334.00	38%</

PROGRAM A	POS. PRESUPUESTARIA	DESCRIPCION	LEY DE PRESUPUESTO	APROP. ACT	CUOTA LIBERADA	SOLICITADO	COMPROMETIDO	REC. MERCANCIA	DEVENGADO	PAGADO	DISP. PRESUPUESTO	DISP. CUOTA LIBERADO	DISPONIBLE CUOTA REAL (SAP)	% EJECUCION TOTAL
21375500	E-10806	MANT. Y REPARACION D		1,900,000.00	1,110,000.00	0.00	0.00	0.00	160,000.00	160,000.00	1,740,000.00	950,000.00	950,000.00	8%
21375500	E-10807	MANT. Y REPARACION D		8,000,000.00	4,810,000.00	0.00	3,302,200.00	0.00	455,000.00	455,000.00	4,242,800.00	1,052,800.00	1,052,800.00	6%
21375500	E-10808	MANT. Y REP. DE EQUIP(20,000,000.00	23,940,000.00	0.00	5,100,001.00	0.00	14,899,997.00	13,566,664.00	3,940,002.00	3,940,002.00	3,940,002.00	62%
21375500	E-10899	MANTENIMIENTO Y REP/		420,000.00	420,000.00	0.00	0.00	0.00	60,000.00	0.00	360,000.00	360,000.00	360,000.00	14%
21375500	E-109	IMPUESTOS		650,000.00	509,296.00	0.00	0.00	0.00	184,296.00	184,296.00	465,704.00	325,000.00	325,000.00	28%
21375500	E-10999	OTROS IMPUESTOS		650,000.00	509,296.00	0.00	0.00	0.00	184,296.00	184,296.00	465,704.00	325,000.00	325,000.00	28%
21375500	E-199	SERVICIOS DIVERSOS		3,674,000.00	1,093,000.00	0.00	23,996.00	0.00	5,004.00	5,004.00	3,645,000.00	1,064,000.00	1,064,000.00	0%
21375500	E-19902	INTERESES MORATORIC		666,000.00	66,000.00	0.00	14,996.00	0.00	5,004.00	5,004.00	646,000.00	46,000.00	46,000.00	1%
21375500	E-19905	DEDUCIBLES		2,800,000.00	1,000,000.00	0.00	0.00	0.00	0.00	0.00	2,800,000.00	1,000,000.00	1,000,000.00	0%

PROGRAM A	POS. PRESUPUESTA RIA	DESCRIPCION	LEY DE PRESUPUESTO	APROP. ACT	CUOTA LIBERADA	SOLICITADO	COMPROMETIDO	REC. MERCANCIA	DEVENGADO	PAGADO	DISP. PRESUPUESTO	DISP. CUOTA LIBERADO	DISPONIBLE CUOTA REAL (SAP)	% EJECUCION TOTAL
21375500	E-19999	OTROS SERVICIOS NO E		208,000.00	208,000.00	27,000.00	0.00	9,000.00	0.00	0.00	199,000.00	18,000.00	18,000.00	0%
21375500	E-2	MATERIALES Y SUMINIS		98,280,000.00	92,200,000.00	88,560,092.00	5,661,318.00	11,602,635.30	0.00	36,136,650.87	35,861,709.87	38,799,395.83	35,159,487.83	39%
21375500	E-201	PRODUCTOS QUIMICOS		22,850,000.00	22,370,000.00	21,270,000.00	0.00	2,035,992.00	0.00	2,820,654.25	2,820,654.25	17,513,353.75	16,413,353.75	13%
21375500	E-20101	COMBUSTIBLES Y LUBRI		5,500,000.00	5,500,000.00	5,500,000.00	0.00	1,845,957.00	0.00	2,643,973.00	2,643,973.00	1,010,070.00	1,010,070.00	48%
21375500	E-20102	PRODUCTOS FARMACEL		350,000.00	350,000.00	350,000.00	0.00	0.00	0.00	0.00	350,000.00	350,000.00	350,000.00	0%
21375500	E-20104	TINTAS, PINTURAS Y DIL		15,000,000.00	15,000,000.00	15,000,000.00	0.00	190,035.00	0.00	0.00	14,809,965.00	14,809,965.00	14,809,965.00	0%
21375500	E-20199	OTROS PRODUCTOS QU		2,000,000.00	1,520,000.00	420,000.00	0.00	0.00	0.00	176,681.25	1,343,318.75	243,318.75	243,318.75	12%
21375500	E-203	MATERIALES Y PROD DE		7,050,000.00	5,050,000.00	4,232,500.00	721,500.00	491,500.00	0.00	1,825,823.45	1,825,823.45	2,011,176.55	1,193,676.55	36%
21375500	E-20301	MATERIALES Y PRODUC		1,000,000.00	1,000,000.00	1,000,000.00	0.00	435,700.00	0.00	564,018.45	564,018.45	281.55	281.55	56%
21375500	E-20303	MADERA Y SUS DERIVA		500,000.00	500,000.00	500,000.00	0.00	35,800.00	0.00	461,255.00	461,255.00	2,945.00	2,945.00	92%
21375500	E-20304	MAT. Y PROD. ELECTRIC		4,000,000.00	2,000,000.00	2,000,000.00	721,500.00	0.00	0.00	800,550.00	800,550.00	477,950.00	477,950.00	40%
21375500	E-20306	MATERIALES Y PRODUC		250,000.00	250,000.00	62,500.00	0.00	0.00	0.00	0.00	250,000.00	62,500.00	62,500.00	0%
21375500	E-20399	OTROS MAT. Y PROD.DE		1,300,000.00	1,300,000.00	670,000.00	0.00	20,000.00	0.00	0.00	1,280,000.00	650,000.00	650,000.00	0%
21375500	E-204	HERRAMIENTAS, REPUE		3,300,000.00	3,300,000.00	3,025,000.00	600,000.00	189,505.00	0.00	651,285.00	651,285.00	1,859,210.00	1,584,210.00	20%
21375500	E-20401	HERRAMIENTAS E INSTR		550,000.00	550,000.00	275,000.00	0.00	16,340.00	0.00	0.00	533,660.00	258,660.00	258,660.00	0%
21375500	E-20402	REPUESTOS Y ACCESOF		2,750,000.00	2,750,000.00	2,750,000.00	600,000.00	173,165.00	0.00	651,285.00	651,285.00	1,325,550.00	1,325,550.00	24%
21375500	E-299	UTILES, MATERIALES Y		65,080,000.00	61,480,000.00	60,032,592.00	4,339,818.00	8,885,638.30	0.00	30,838,888.17	30,563,947.17	17,415,655.53	15,968,247.53	50%
21375500	E-29901	UTILES Y MATERIALES D		5,000,000.00	5,000,000.00	5,000,000.00	0.00	312,150.00	0.00	0.00	4,687,850.00	4,687,850.00	4,687,850.00	0%
21375500	E-29903	PRODUCTOS DE PAPEL,		55,000,000.00	51,400,000.00	51,400,000.00	4,339,818.00	8,079,628.30	0.00	28,577,153.26	28,577,153.26	10,403,400.44	10,403,400.44	56%
21375500	E-29904	TEXTILES Y VESTUARIO		1,000,000.00	1,000,000.00	0.00	0.00	0.00	0.00	0.00	1,000,000.00	0.00	0.00	0%
21375500	E-29905	UTILES Y MATERIALES D		3,080,000.00	3,080,000.00	2,632,592.00	0.00	136,000.00	0.00	1,678,130.02	1,678,130.02	1,265,869.98	818,461.98	54%
21375500	E-29906	UTILES Y MATERIALES D		500,000.00	500,000.00	500,000.00	0.00	237,600.00	0.00	215,938.89	67,193.89	46,461.11	46,461.11	43%
21375500	E-29999	OTROS UTILES, MATERIA		500,000.00	500,000.00	500,000.00	0.00	120,260.00	0.00	367,666.00	241,470.00	12,074.00	12,074.00	74%
21375500	E-6	TRANSFERENCIAS CORF		2,538,559,800.00	2,571,324,800.00	2,569,924,227.00	0.00	58,450,995.14	0.00	2,251,474,452.55	2,251,474,452.55	261,399,352.31	259,998,779.31	88%
21375500	E-601	TRANSFERENCIAS CORF		41,776,722.00	41,776,722.00	41,443,795.00	0.00	17,130,613.16	0.00	24,283,576.84	24,283,576.84	362,532.00	29,605.00	58%
21375500	E6010320075500	CCSS CONTRIBUCION E		23,639,419.00	23,639,419.00	23,362,352.00	0.00	4,363,305.32	0.00	18,999,046.68	18,999,046.68	277,067.00	0.00	80%
21375500	E6010320275500	CCSS CONTRIBUCION E		18,137,303.00	18,137,303.00	18,081,443.00	0.00	12,767,307.84	0.00	5,284,530.16	5,284,530.16	85,465.00	29,605.00	29%
21375500	E-603	PRESTACIONES		141,067,646.00	171,067,646.00	170,000,000.00	0.00	40,550,281.51	0.00	79,070,092.49	79,070,092.49	51,447,272.00	50,379,626.00	46%
21375500	E-60301	PRESTACIONES LEGALE		139,067,646.00	164,067,646.00	163,000,000.00	0.00	40,550,281.51	0.00	72,449,718.49	72,449,718.49	51,067,646.00	50,000,000.00	44%
21375500	E-60399	OTRAS PRESTACIONES		2,000,000.00	7,000,000.00	7,000,000.00	0.00	0.00	0.00	6,620,374.00	6,620,374.00	379,626.00	379,626.00	95%
21375500	E-606	OTRAS TRANSFERENCIA		2,336,713,132.00	2,336,713,132.00	2,336,713,132.00	0.00	1.75	0.00	2,127,123,581.94	2,127,123,581.94	209,589,548.31	209,589,548.31	91%
21375500	E-60601	INDEMNIZACIONES		2,336,713,132.00	2,336,713,132.00	2,336,713,132.00	0.00	1.75	0.00	2,127,123,581.94	2,127,123,581.94	209,589,548.31	209,589,548.31	91%
21375500	E-607	TRANSFERENCIAS CORF		19,002,300.00	21,767,300.00	21,767,300.00	0.00	770,098.72	0.00	20,997,201.28	20,997,201.28	0.00	0.00	96%
21375500	E6070120075500	ASOCIACION DE BIBLIOT		2,007,900.00	2,007,900.00	36,225.00	0.00	36,225.00	0.00	1,971,675.00	1,971,675.00	0.00	0.00	98%
21375500	E6070147075500	CENTRO REGIONAL PAR		4,539,600.00	6,794,600.00	6,794,600.00	0.00	315,447.44	0.00	6,479,152.56	6,479,152.56	0.00	0.00	95%
21375500	E6070154575500	PROGRAMA IBEROAMER		8,730,000.00	9,030,000.00	9,030,000.00	0.00	211,617.84	0.00	8,818,382.16	8,818,382.16	0.00	0.00	98%
21375500	E6070155075500	PROGRAMA IBEROAMER		2,910,000.00	2,910,000.00	2,910,000.00	0.00	66,550.00	0.00	2,843,450.00	2,843,450.00	0.00	0.00	98%
21375500	E6070221075500	NUMERO INTERNACIONA		261,900.00	471,900.00	471,900.00	0.00	127,613.94	0.00	344,286.06	344,286.06	0.00	0.00	73%
21375500	E6070221575500	NUMERO INTERNACIONA		552,900.00	552,900.00	552,900.00	0.00	12,644.50	0.00	540,255.50	540,255.50	0.00	0.00	98%

RESUMEN PARTIDAS DE GASTOS OPERATIVOS Y REMUNERACIONES				
SUBPARTIDA/ CONCEPTO	PRESUPUESTO	EJECUTADO	SALDO	PORCENTAJE
REMUNERACIONES	7,371,584,788.00	3,592,271,102.42	3,779,313,685.58	48.73%
SERV. NO PERS	466,342,025.00	259,085,348.17	207,256,676.83	55.56%
MAT. Y SUMINIS	92,200,000.00	36,136,650.87	56,063,349.13	39.19%
BIENES DURAD.			0.00	#¡DIV/0!
TRANSF. CORRI	2,571,324,800.00	2,251,474,452.55	319,850,347.45	87.56%
TOTAL	10,501,451,613.00	6,138,967,554.01	4,362,484,058.99	58.46%

PROGRAM A	POS. PRESUPUESTARIA	DESCRIPCION	LEY DE PRESUPUESTO	APROP. ACT	CUOTA LIBERADA	SOLICITADO	COMPROMETIDO	REC. MERCANCIA	DEVENGADO	PAGADO	DISP. PRESUPUESTO	DISP. CUOTA LIBERADO	DISPONIBLE CUOTA REAL (SAP)	% EJECUCION TOTAL
RESUMEN PARTIDAS DE GASTOS OPERATIVOS Y REMUNERACIONES														
	SUBPARTIDA/ CONCEPTO	PRESUPUESTO OPERATIVO	EJECUTADO OPERATIVO	SALDO OPERATIVO	PORCENTAJE OPERATIVO									
	SERV. NO PERS	466,342,025.00	259,085,348.17	207,256,676.83	55.56%									
	MAT. Y SUMINIS	92,200,000.00	36,136,650.87	56,063,349.13	39.19%									
	TRANSF. CORRI	2,507,780,778.00	2,206,193,674.43	301,587,103.57	87.97%									
	TOTAL	3,066,322,803.00	2,501,415,673.47	564,907,129.53	81.58%									

PARTIDAS	Devengado	Límite	PRESUPUESTO	DEVENGADO
REMUNERACION	48.73%	83.33%	7,371,584,788.00	3,592,271,102.42
SERV. NO PERS(55.56%	83.33%	466,342,025.00	259,085,348.17
MAT. Y SUMINIS.	39.19%	83.33%	92,200,000.00	36,136,650.87
TRANSF. CORRIE	87.56%	83.33%	2,571,324,800.00	2,251,474,452.55
		83.33%		

APROP. ACT OPERATIVO	DEVENGADO OPERATIVO	% EJECUCION OPERATIVO
3,066,322,803.00	2,501,415,673.47	81.58%

466,342,025.00	259,085,348.17	55.56%
500,000.00	-	0.00%
500,000.00	-	0.00%
114,239,000.00	87,264,834.75	76.39%
31,500,000.00	16,739,702.00	53.14%
49,750,000.00	44,039,747.20	88.52%
109,000.00	106,235.00	97.46%
30,000,000.00	24,170,430.10	80.57%
2,880,000.00	2,208,720.45	76.69%
16,040,000.00	20,000.00	0.12%
1,560,000.00	20,000.00	1.28%
2,100,000.00	-	0.00%
1,500,000.00	-	0.00%
300,000.00	-	0.00%
330,000.00	-	0.00%
10,250,000.00	-	0.00%
175,000,000.00	115,929,818.00	66.25%
15,000,000.00	11,000,000.00	73.33%
130,000,000.00	94,085,000.00	72.37%
30,000,000.00	10,844,818.00	36.15%
12,000,000.00	10,194,160.50	84.95%
900,000.00	751,510.50	83.50%
11,100,000.00	9,442,650.00	85.07%
8,727,000.00	5,999,010.00	68.74%
8,727,000.00	5,999,010.00	68.74%
1,565,025.00	1,259,550.00	80.48%
1,000,000.00	850,000.00	85.00%
565,025.00	409,550.00	72.48%
133,947,000.00	38,228,674.92	28.54%
95,000,000.00	21,348,037.97	22.47%
1,687,000.00	180,000.00	10.67%
3,000,000.00	1,125,639.95	37.52%

APROP. ACT OPERATIVO	DEVENGADO OPERATIVO	% EJECUCION OPERATIVO
1,900,000.00	160,000.00	8.42%
8,000,000.00	455,000.00	5.69%
23,940,000.00	14,899,997.00	62.24%
420,000.00	60,000.00	14.29%
650,000.00	184,296.00	28.35%
650,000.00	184,296.00	28.35%
3,674,000.00	5,004.00	0.14%
666,000.00	5,004.00	0.75%
2,800,000.00	-	0.00%

APROP. ACT OPERATIVO	DEVENGADO OPERATIVO	% EJECUCION OPERATIVO
208,000.00	-	0.00%
92,200,000.00	36,136,650.87	39.19%
22,370,000.00	2,820,654.25	12.61%
5,500,000.00	2,643,973.00	48.07%
350,000.00	-	0.00%
15,000,000.00	-	0.00%
1,520,000.00	176,681.25	11.62%
5,050,000.00	1,825,823.45	36.15%
1,000,000.00	564,018.45	56.40%
500,000.00	461,255.00	92.25%
2,000,000.00	800,550.00	40.03%
250,000.00	-	0.00%
1,300,000.00	-	0.00%
3,300,000.00	651,285.00	19.74%
550,000.00	-	0.00%
2,750,000.00	651,285.00	23.68%
61,480,000.00	30,838,888.17	50.16%
5,000,000.00	-	0.00%
51,400,000.00	28,577,153.26	55.60%
1,000,000.00	-	0.00%
3,080,000.00	1,678,130.02	54.48%
500,000.00	215,938.89	43.19%
500,000.00	367,666.00	73.53%
2,507,780,778.00	2,206,193,674.43	87.97%
-		
-		
-		
171,067,646.00	79,070,092.49	46.22%
164,067,646.00	72,449,718.49	44.16%
7,000,000.00	6,620,374.00	94.58%
2,336,713,132.00	2,127,123,581.94	91.03%
2,336,713,132.00	2,127,123,581.94	91.03%
-		
-		
-		
-		
-		
-		

APROP. ACT OPERATIVO	DEVENGADO OPERATIVO	% EJECUCION OPERATIVO
----------------------	---------------------	-----------------------

**EJECUCION PRESUPUESTARIA
755 SISTEMA NACIONAL DE BIBLIOTECAS
LIQUIDACION AL 31 DE OCTUBRE DEL 2018**



MINISTERIO DE HACIENDA - CONTABILIDAD NACIONAL
INFORME DE PRESUPUESTO DE EGRESOS
PROGRAMA 758 DESARROLLO ARTISTICO Y EXTENSION MUSICAL
31 de octubre de 2018

PROGRAMA	POS. PRESUPUESTARIA	DESCRIPCION	LEY DE PRESUPUESTO	APROP. ACT	CUOTA LIBERADA	SOLICITADO	COMPROMETIDO	REC. MERCANCIA	DEVENGADO	PAGADO	DISP. PRESUPUESTO	DISP. CUOTA LIBERADO
21375800			13,191,346,000.00	13,087,522,230.00	12,196,336,417.83	13,362,423.73	1,908,110,688.64	1,841,256.68	9,318,048,073.93	9,266,389,906.85	1,846,159,787.02	954,973,974.85
21375800	E-0	REMUNERACIONES	3,514,187,020.00	3,416,578,671.00	2,828,083,875.70	0.00	114,462,789.92	0.00	1,989,344,876.96	1,989,344,876.96	1,312,771,004.12	724,276,208.82
21375800	E-001	REMUNERACIONES BASICAS	1,452,075,000.00	1,418,102,871.00	1,412,181,221.00	0.00	0.00	0.00	1,088,715,582.66	1,088,715,582.66	329,387,288.34	323,465,638.34
21375800	E-00101	SUELDOS PARA CARGOS FIJOS	1,450,000,000.00	1,416,027,871.00	1,410,106,221.00	0.00	0.00	0.00	1,088,715,582.66	1,088,715,582.66	327,312,288.34	321,390,638.34
21375800	E-00105	SUPLENCIAS	2,075,000.00	2,075,000.00	2,075,000.00	0.00	0.00	0.00	0.00	0.00	2,075,000.00	2,075,000.00
21375800	E-002	REMUNERACIONES EVENTUALI	2,000,000.00	5,651,349.00	5,651,348.70	0.00	0.00	0.00	1,568,384.00	1,568,384.00	4,082,965.00	4,082,964.70
21375800	E-00201	TIEMPO EXTRAORDINARIO	2,000,000.00	5,651,349.00	5,651,348.70	0.00	0.00	0.00	1,568,384.00	1,568,384.00	4,082,965.00	4,082,964.70
21375800	E-003	INCENTIVOS SALARIALES	1,528,113,886.00	1,475,605,962.00	982,388,008.00	0.00	0.00	0.00	593,122,460.22	593,122,460.22	882,483,501.78	389,265,547.78
21375800	E-00301	RETRIBUCION POR AÑOS SERV	549,000,000.00	533,741,012.00	533,448,944.00	0.00	0.00	0.00	390,099,816.28	390,099,816.28	143,641,195.72	143,349,127.72
21375800	E-00302	RESTRICCION AL EJERCICIO LI	80,610,000.00	79,117,315.00	76,117,315.00	0.00	0.00	0.00	40,258,291.75	40,258,291.75	38,859,023.25	35,859,023.25
21375800	E-00304	SALARIO ESCOLAR	187,000,000.00	163,000,000.00	146,450,000.00	0.00	0.00	0.00	145,077,832.11	145,077,832.11	17,922,167.89	1,372,167.89
21375800	E-00399	OTROS INCENTIVOS SALARIALE	481,504,000.00	476,116,835.00	39,618,835.00	0.00	0.00	0.00	17,654,373.86	17,654,373.86	458,462,461.14	21,964,461.14
21375800	E-00303	DECIMOTERCER MES	229,999,886.00	223,630,800.00	186,752,914.00	0.00	0.00	0.00	32,146.22	32,146.22	223,598,653.78	186,720,767.78
21375800	E-004	CONTRIB. PATRONALES AL DE	268,338,428.00	260,883,615.00	215,813,097.00	0.00	48,570,831.33	0.00	163,478,423.67	163,478,423.67	48,834,360.00	3,763,842.00
21375800	E0040120075800	CCSS CONTRIBUCION PATRON.	254,577,483.00	247,504,968.00	204,745,759.00	0.00	46,079,549.61	0.00	155,095,385.39	155,095,385.39	46,330,033.00	3,570,824.00
21375800	E0040520075800	BANCO POPULAR Y DE DESAR	13,760,945.00	13,378,647.00	11,067,338.00	0.00	2,491,281.72	0.00	8,383,038.28	8,383,038.28	2,504,327.00	193,018.00
21375800	E-005	CONTRIB PATRONALES A FON	263,659,706.00	256,334,874.00	212,050,201.00	0.00	65,891,958.59	0.00	142,460,026.41	142,460,026.41	47,982,889.00	3,698,216.00
21375800	E0050120075800	CCSS CONTRIBUCION PATRON.	139,811,201.00	135,927,052.00	112,444,157.00	0.00	43,470,197.84	0.00	67,012,901.16	67,012,901.16	25,443,953.00	1,961,058.00
21375800	E0050220075800	CCSS APORTE PATRONAL REG	41,282,835.00	40,135,941.00	33,202,015.00	0.00	7,473,901.58	0.00	25,149,060.42	25,149,060.42	7,512,979.00	579,053.00
21375800	E0050320075800	CCSS APORTE PATRONAL FON	82,565,670.00	80,271,881.00	66,404,029.00	0.00	14,947,859.17	0.00	50,298,064.83	50,298,064.83	15,025,957.00	1,158,105.00
21375800	E-1	SERVICIOS	495,495,000.00	491,637,005.00	436,374,254.08	5,624,010.00	132,522,187.02	1,841,256.68	200,713,355.30	149,224,512.36	150,936,196.00	95,673,445.08
21375800	E-101	ALQUILERES	93,500,000.00	81,700,000.00	81,699,999.84	0.00	16,365,030.00	1,722,472.28	51,383,072.32	44,961,670.69	12,229,425.40	12,229,425.24
21375800	E-10101	ALQUILER DE EDIFICIOS, LOCAI	93,500,000.00	81,700,000.00	81,699,999.84	0.00	16,365,030.00	1,722,472.28	51,383,072.32	44,961,670.69	12,229,425.40	12,229,425.24
21375800	E-102	SERVICIOS BASICOS	20,350,000.00	20,350,000.00	20,350,000.00	0.00	4,150,788.20	0.00	8,104,211.80	8,010,701.80	8,095,000.00	8,095,000.00
21375800	E-10201	SERVICIO DE AGUA Y ALCANTA	3,000,000.00	3,000,000.00	3,000,000.00	0.00	366,178.00	0.00	571,322.00	571,322.00	2,062,500.00	2,062,500.00
21375800	E-10202	SERVICIO DE ENERGIA ELECTR	13,000,000.00	13,000,000.00	13,000,000.00	0.00	3,114,319.20	0.00	5,433,180.80	5,339,670.80	4,452,500.00	4,452,500.00
21375800	E-10203	SERVICIO DE CORREO	700,000.00	700,000.00	700,000.00	0.00	145,000.00	0.00	0.00	0.00	555,000.00	555,000.00
21375800	E-10204	SERVICIO DE TELECOMUNICAC	3,500,000.00	3,500,000.00	3,500,000.00	0.00	525,291.00	0.00	2,099,709.00	2,099,709.00	875,000.00	875,000.00
21375800	E-10299	OTROS SERVICIOS BASICOS	150,000.00	150,000.00	150,000.00	0.00	0.00	0.00	0.00	0.00	150,000.00	150,000.00
21375800	E-103	SERVICIOS COMERCIALES Y FI	98,800,000.00	92,130,000.00	92,130,000.00	0.00	39,224,580.00	0.00	41,016,700.00	15,484,300.00	11,888,720.00	11,888,720.00
21375800	E-10301	INFORMACION	50,000.00	50,000.00	50,000.00	0.00	30.00	0.00	7,880.00	7,880.00	42,090.00	42,090.00
21375800	E-10302	PUBLICIDAD Y PROPAGANDA	20,000,000.00	20,000,000.00	20,000,000.00	0.00	0.00	0.00	18,532,400.00	0.00	1,467,600.00	1,467,600.00
21375800	E-10304	TRANSPORTE DE BIENES	78,750,000.00	71,750,000.00	71,750,000.00	0.00	39,224,550.00	0.00	22,465,000.00	15,465,000.00	10,060,450.00	10,060,450.00
21375800	E-10307	SERVICIOS DE TRANSFERENCI	0.00	330,000.00	330,000.00	0.00	0.00	0.00	11,420.00	11,420.00	318,580.00	318,580.00
21375800	E-104	SERVICIOS DE GESTION Y APO	172,650,000.00	177,150,000.00	129,649,999.93	4,500,000.00	25,106,524.07	95,000.00	65,035,888.93	51,440,096.62	82,412,587.00	34,912,586.93
21375800	E-10403	SERVICIOS DE INGENIERIA	0.00	6,500,000.00	0.00	0.00	0.00	0.00	0.00	0.00	6,500,000.00	0.00
21375800	E-10405	SERVICIO DE DESARROLLO DE	500,000.00	500,000.00	500,000.00	0.00	0.00	0.00	0.00	0.00	500,000.00	500,000.00
21375800	E-10406	SERVICIOS GENERALES	101,000,000.00	101,000,000.00	100,999,999.93	0.00	18,697,694.07	95,000.00	60,263,833.93	49,041,691.62	21,943,472.00	21,943,471.93
21375800	E-10499	OTROS SERVICIOS DE GESTIO	71,150,000.00	69,150,000.00	28,150,000.00	4,500,000.00	6,408,830.00	0.00	4,772,055.00	2,398,405.00	53,469,115.00	12,469,115.00
21375800	E-105	GASTOS DE VIAJE Y DE TRANS	85,000,000.00	92,000,000.00	92,000,000.00	0.00	39,425,014.75	0.00	31,347,160.25	26,996,450.25	21,227,825.00	21,227,825.00
21375800	E-10501	TRANSPORTE DENTRO DEL PA	45,000,000.00	52,000,000.00	52,000,000.00	0.00	28,993,813.00	0.00	2,235,962.00	2,191,902.00	20,770,225.00	20,770,225.00
21375800	E-10502	VIATICOS DENTRO DEL PAIS	40,000,000.00	40,000,000.00	40,000,000.00	0.00	10,431,201.75	0.00	29,111,198.25	24,804,548.25	457,600.00	457,600.00
21375800	E-106	SEGUROS, REASEGUROS Y OT	4,000,000.00	4,000,000.00	4,000,000.00	0.00	0.00	0.00	2,669,581.00	1,334,552.00	1,330,419.00	1,330,419.00
21375800	E-10601	SEGUROS	4,000,000.00	4,000,000.00	4,000,000.00	0.00	0.00	0.00	2,669,581.00	1,334,552.00	1,330,419.00	1,330,419.00
21375800	E-107	CAPACITACION Y PROTOCOLO	7,500,000.00	6,812,005.00	2,112,005.00	1,124,010.00	979,250.00	0.00	0.00	0.00	4,708,745.00	8,745.00
21375800	E-10701	ACTIVIDADES DE CAPACITACI	5,000,000.00	5,000,000.00	300,000.00	0.00	300,000.00	0.00	0.00	0.00	4,700,000.00	0.00
21375800	E-10702	ACTIVIDADES PROTOCOLARIA	2,500,000.00	1,812,005.00	1,812,005.00	1,124,010.00	679,250.00	0.00	0.00	0.00	8,745.00	8,745.00
21375800	E-108	MANTENIMIENTO Y REPARACI	13,100,000.00	16,900,000.00	13,882,249.31	0.00	7,271,000.00	23,784.40	978,125.00	818,125.00	8,627,090.60	5,609,339.91

PROGRAM A	POS. PRESUPUESTARIA	DESCRIPCION	LEY DE PRESUPUESTO	APROP. ACT	CUOTA LIBERADA	SOLICITADO	COMPROMETIDO	REC. MERCANCIA	DEVENGADO	PAGADO	DISP. PRESUPUESTO	DISP. CUOTA LIBERADO
21375800	E-10801	MANTENIMIENTO DE EDIFICIOS	3,000,000.00	5,000,000.00	5,000,000.00	0.00	1,586,000.00	0.00	206,000.00	206,000.00	3,208,000.00	3,208,000.00
21375800	E-10805	MANT. Y REPARACION DE EQUI	1,700,000.00	1,700,000.00	1,699,999.31	0.00	0.00	23,784.40	35,000.00	35,000.00	1,641,215.60	1,641,214.91
21375800	E-10806	MANT. Y REPARACION DE EQUI	500,000.00	500,000.00	500,000.00	0.00	0.00	0.00	0.00	0.00	500,000.00	500,000.00
21375800	E-10807	MANT. Y REPARACION DE EQUI	3,400,000.00	5,200,000.00	3,682,250.00	0.00	2,885,000.00	0.00	737,125.00	577,125.00	1,577,875.00	60,125.00
21375800	E-10808	MANT. Y REP. DE EQUIPO DE C	1,500,000.00	1,500,000.00	0.00	0.00	0.00	0.00	0.00	0.00	1,500,000.00	0.00
21375800	E-10899	MANTENIMIENTO Y REPARACIC	3,000,000.00	3,000,000.00	3,000,000.00	0.00	2,800,000.00	0.00	0.00	0.00	200,000.00	200,000.00
21375800	E-109	IMPUESTOS	550,000.00	550,000.00	550,000.00	0.00	0.00	0.00	178,616.00	178,616.00	371,384.00	371,384.00
21375800	E-10902	IMPUESTOS SOBRE BIENES INI	150,000.00	150,000.00	150,000.00	0.00	0.00	0.00	0.00	0.00	150,000.00	150,000.00
21375800	E-10999	OTROS IMPUESTOS	400,000.00	400,000.00	400,000.00	0.00	0.00	0.00	178,616.00	178,616.00	221,384.00	221,384.00
21375800	E-199	SERVICIOS DIVERSOS	45,000.00	45,000.00	0.00	0.00	0.00	0.00	0.00	0.00	45,000.00	0.00

PROGRAM A	POS. PRESUPUESTARIA	DESCRIPCION	LEY DE PRESUPUESTO	APROP. ACT	CUOTA LIBERADA	SOLICITADO	COMPROMETIDO	REC. MERCANCIA	DEVENGADO	PAGADO	DISP. PRESUPUESTO	DISP. CUOTA LIBERADO
21375800	E-19902	INTERESES MORATORIOS Y MI	45,000.00	45,000.00	0.00	0.00	0.00	0.00	0.00	0.00	45,000.00	0.00
21375800	E-2	MATERIALES Y SUMINISTROS	30,421,487.00	30,037,028.00	24,872,027.05	7,533,363.73	928,155.26	0.00	6,255,687.24	6,086,363.10	15,319,821.77	10,154,820.82
21375800	E-201	PRODUCTOS QUIMICOS Y CONI	9,001,487.00	8,617,028.00	8,617,027.05	1,325,110.05	564,270.51	0.00	2,438,387.00	2,438,387.00	4,289,260.44	4,289,259.49
21375800	E-20101	COMBUSTIBLES Y LUBRICANTE	4,067,500.00	4,013,041.00	4,013,041.00	0.00	564,270.51	0.00	1,448,387.00	1,448,387.00	2,000,383.49	2,000,383.49
21375800	E-20104	TINTAS, PINTURAS Y DILUYENT	4,933,987.00	4,603,987.00	4,603,986.05	1,325,110.05	0.00	0.00	990,000.00	990,000.00	2,288,876.95	2,288,876.00
21375800	E-202	ALIMENTOS Y PRODUCTOS AGI	400,000.00	400,000.00	400,000.00	0.00	0.00	0.00	0.00	0.00	400,000.00	400,000.00
21375800	E-20202	PRODUCTOS AGROFORESTALE	100,000.00	100,000.00	100,000.00	0.00	0.00	0.00	0.00	0.00	100,000.00	100,000.00
21375800	E-20203	ALIMENTOS Y BEBIDAS	300,000.00	300,000.00	300,000.00	0.00	0.00	0.00	0.00	0.00	300,000.00	300,000.00
21375800	E-203	MATERIALES Y PROD DE USO E	300,000.00	300,000.00	135,000.00	0.00	0.00	0.00	134,224.00	134,224.00	165,776.00	776.00
21375800	E-20301	MATERIALES Y PRODUCTOS MI	0.00	300,000.00	135,000.00	0.00	0.00	0.00	134,224.00	134,224.00	165,776.00	776.00
21375800	E-20399	OTROS MAT. Y PROD.DE USO E	300,000.00	0.00	0.00	0.00	0.00	0.00	0.00	0.00	0.00	0.00
21375800	E-204	HERRAMIENTAS, REPUESTOS `	6,900,000.00	6,900,000.00	6,900,000.00	6,208,253.68	0.00	0.00	584,188.60	584,188.60	107,557.72	107,557.72
21375800	E-20402	REPUESTOS Y ACCESORIOS	6,900,000.00	6,900,000.00	6,900,000.00	6,208,253.68	0.00	0.00	584,188.60	584,188.60	107,557.72	107,557.72
21375800	E-299	UTILES, MATERIALES Y SUMIN	13,820,000.00	13,820,000.00	8,820,000.00	0.00	363,884.75	0.00	3,098,887.64	2,929,563.50	10,357,227.61	5,357,227.61
21375800	E-29901	UTILES Y MATERIALES DE OFIC	1,500,000.00	1,500,000.00	1,500,000.00	0.00	298,500.00	0.00	449,090.40	298,500.00	752,409.60	752,409.60
21375800	E-29903	PRODUCTOS DE PAPEL, CARTO	5,020,000.00	5,020,000.00	5,020,000.00	0.00	36,900.00	0.00	2,371,683.50	2,371,683.50	2,611,416.50	2,611,416.50
21375800	E-29904	TEXTILES Y VESTUARIO	5,000,000.00	5,000,000.00	0.00	0.00	0.00	0.00	0.00	0.00	5,000,000.00	0.00
21375800	E-29905	UTILES Y MATERIALES DE LIMP	1,000,000.00	1,000,000.00	1,000,000.00	0.00	0.00	0.00	259,380.00	259,380.00	740,620.00	740,620.00
21375800	E-29906	UTILES Y MATERIALES DE RESI	500,000.00	500,000.00	500,000.00	0.00	0.00	0.00	18,733.74	0.00	481,266.26	481,266.26
21375800	E-29999	OTROS UTILES, MATERIALES Y	800,000.00	800,000.00	800,000.00	0.00	28,484.75	0.00	0.00	0.00	771,515.25	771,515.25
21375800	E-5	BIENES DURADEROS	2,000,000.00	5,554,459.00	205,050.00	205,050.00	0.00	0.00	0.00	0.00	5,349,409.00	0.00
21375800	E-501	MAQUINARIA, EQUIPO Y MOBILI	0.00	54,459.00	0.00	0.00	0.00	0.00	0.00	0.00	54,459.00	0.00
21375800	E-50104	EQUIPO Y MOBILIARIO DE OFIC	0.00	54,459.00	0.00	0.00	0.00	0.00	0.00	0.00	54,459.00	0.00
21375800	E-599	BIENES DURADEROS DIVERSOS	2,000,000.00	5,500,000.00	205,050.00	205,050.00	0.00	0.00	0.00	0.00	5,294,950.00	0.00
21375800	E-59903	BIENES INTANGIBLES	0.00	3,500,000.00	0.00	0.00	0.00	0.00	0.00	0.00	3,500,000.00	0.00
21375800	E-59903	BIENES INTANGIBLES	2,000,000.00	2,000,000.00	205,050.00	205,050.00	0.00	0.00	0.00	0.00	1,794,950.00	0.00
21375800	E-6	TRANSFERENCIAS CORRIENTE	9,149,242,493.00	9,143,715,067.00	8,906,801,211.00	0.00	1,660,197,556.44	0.00	7,121,734,154.43	7,121,734,154.43	361,783,356.13	124,869,500.13
21375800	E-601	TRANSFERENCIAS CORRIENTE	8,962,242,493.00	8,956,715,067.00	8,749,801,211.00	0.00	1,642,697,556.44	0.00	7,027,040,873.56	7,027,040,873.56	286,976,637.00	80,062,781.00
21375800	E6010221175800	CENTRO NACIONAL DE LA MUS	2,895,240,000.00	2,890,347,189.00	2,890,347,189.00	0.00	455,069,108.50	0.00	2,408,622,656.50	2,408,622,656.50	26,655,424.00	26,655,424.00
21375800	E6010221575800	TEATRO POPULAR MELICO SAL	2,304,320,000.00	2,304,320,000.00	2,304,320,000.00	0.00	483,780,171.64	0.00	1,793,884,404.36	1,793,884,404.36	26,655,424.00	26,655,424.00
21375800	E6010221875800	TEATRO NACIONAL (JUNTA ADM	1,011,370,000.00	1,011,370,000.00	983,527,500.00	0.00	252,974,451.51	0.00	730,553,048.49	730,553,048.49	27,842,500.00	0.00
21375800	E6010222075800	SISTEMA NACIONAL DE EDUCA	2,728,494,882.00	2,728,494,882.00	2,550,900,217.00	0.00	449,288,890.95	0.00	2,074,955,902.05	2,074,955,902.05	204,250,089.00	26,655,424.00
21375800	E6010320075800	CCSS CONTRIBUCION ESTATAL	15,937,138.00	15,493,672.00	15,172,635.00	0.00	339,391.74	0.00	14,833,243.26	14,833,243.26	321,037.00	0.00
21375800	E6010320275800	CCSS CONTRIBUCION ESTATAL	6,880,473.00	6,689,324.00	5,533,670.00	0.00	1,245,542.10	0.00	4,191,618.90	4,191,618.90	1,252,163.00	96,509.00
21375800	E-603	PRESTACIONES	82,000,000.00	82,000,000.00	52,000,000.00	0.00	0.00	0.00	7,193,280.87	7,193,280.87	74,806,719.13	44,806,719.13
21375800	E-60301	PRESTACIONES LEGALES	70,000,000.00	70,000,000.00	40,000,000.00	0.00	0.00	0.00	0.00	0.00	70,000,000.00	40,000,000.00
21375800	E-60399	OTRAS PRESTACIONES	12,000,000.00	12,000,000.00	12,000,000.00	0.00	0.00	0.00	7,193,280.87	7,193,280.87	4,806,719.13	4,806,719.13
21375800	E-604	TRANSF. C.TES A ENTIDADES I	105,000,000.00	105,000,000.00	105,000,000.00	0.00	17,500,000.00	0.00	87,500,000.00	87,500,000.00	0.00	0.00
21375800	E6040120075800	ASOCIACION SINFONICA DE H	105,000,000.00	105,000,000.00	105,000,000.00	0.00	17,500,000.00	0.00	87,500,000.00	87,500,000.00	0.00	0.00

RESUMEN PARTIDAS DE GASTOS OPERATIVOS Y REMUNERACIONES

SUBPARTIDA/ CONCEPTO	PRESUPUESTO	EJECUTADO	SALDO	PORCENTAJE
REMUNERACIONES	3,416,578,671.00	1,989,344,876.96	1,427,233,794.04	58.23%
SERV. NO PERSON.	491,637,005.00	200,713,355.30	290,923,649.70	40.83%
MAT. Y SUMINIS.	30,037,028.00	6,255,687.24	23,781,340.76	20.83%
BIENES DURAD.	5,554,459.00	-	5,554,459.00	0.00%
TRANSF. CORRIEN.	9,143,715,067.00	7,121,734,154.43	2,021,980,912.57	77.89%

PROGRAM A	POS. PRESUPUESTARIA	DESCRIPCION	LEY DE PRESUPUESTO	APROP. ACT	CUOTA LIBERADA	SOLICITADO	COMPROMETIDO	REC. MERCANCIA	DEVENGADO	PAGADO	DISP. PRESUPUESTO	DISP. CUOTA LIBERADO
TOTAL		13,087,522,230.00	9,318,048,073.93	3,769,474,156.07	71.20%							

RESUMEN DE PARTIDAS OPERATIVAS				
SUBPARTIDA/ CONCEPTO	PRESUPUESTO OPERATIVO	EJECUTADO OPERATIVO	SALDO OPERATIVO	PORCENTAJE OPERATIVO
SERV. NO PERSON.	491,637,005.00	200,713,355.30	290,923,649.70	40.83%
MAT. Y SUMINIS.	30,037,028.00	6,255,687.24	23,781,340.76	20.83%
BIENES DURAD.	5,554,459.00	-	5,554,459.00	0.00%
TRANSF. CORRIEN.	82,000,000.00	7,193,280.87	74,806,719.13	8.77%
TOTAL	609,228,492.00	214,162,323.41	395,066,168.59	35.15%

PARTIDAS	Devengado	Limite	PRESUPUESTO	DEVENGADO
REMUNERACIONES	58.23%	83.33%	3,416,578,671.00	1,989,344,876.96
SERV. NO PERSON.	40.83%	83.33%	491,637,005.00	200,713,355.30
MAT. Y SUMINIS.	20.83%	83.33%	30,037,028.00	6,255,687.24
BIENES DURAD.	0.00%	83.33%	5,554,459.00	-
TRANSF. CORRIEN.	77.89%	83.33%	9,143,715,067.00	7,121,734,154.43

DISPONIBLE CUOTA REAL (SAP)	% EJECUCION TOTAL	APROP. ACT OPERATIVO	DEVENGADO OPERATIVO	% EJECUCION OPERATIVO
954,973,974.85	71.20%	609,228,492.00	214,162,323.41	35.15%
724,276,208.82	58.23%			
323,465,638.34	76.77%			
321,390,638.34	76.89%			
2,075,000.00	0.00%			
4,082,964.70	27.75%			
4,082,964.70	27.75%			
389,265,547.78	40.20%			
143,349,127.72	73.09%			
35,859,023.25	50.88%			
1,372,167.89	89.00%			
21,964,461.14	3.71%			
186,720,767.78	0.01%			
3,763,842.00	62.66%			
3,570,824.00	62.66%			
193,018.00	62.66%			
3,698,216.00	55.58%			
1,961,058.00	49.30%			
579,053.00	62.66%			
1,158,105.00	62.66%			
95,673,445.08	40.83%	491,637,005.00	200,713,355.30	40.83%
12,229,425.24	62.89%	81,700,000.00	51,383,072.32	62.89%
12,229,425.24	62.89%	81,700,000.00	51,383,072.32	62.89%
8,095,000.00	39.82%	20,350,000.00	8,104,211.80	39.82%
2,062,500.00	19.04%	3,000,000.00	571,322.00	19.04%
4,452,500.00	41.79%	13,000,000.00	5,433,180.80	41.79%
555,000.00	0.00%	700,000.00	-	0.00%
875,000.00	59.99%	3,500,000.00	2,099,709.00	59.99%
150,000.00	0.00%	150,000.00	-	0.00%
11,888,720.00	44.52%	92,130,000.00	41,016,700.00	44.52%
42,090.00	15.76%	50,000.00	7,880.00	15.76%
1,467,600.00	92.66%	20,000,000.00	18,532,400.00	92.66%
10,060,450.00	31.31%	71,750,000.00	22,465,000.00	31.31%
318,580.00	3.46%	330,000.00	11,420.00	3.46%
34,912,586.93	36.71%	177,150,000.00	65,035,888.93	36.71%
0.00	0.00%	6,500,000.00	-	0.00%
500,000.00	0.00%	500,000.00	-	0.00%
21,943,471.93	59.67%	101,000,000.00	60,263,833.93	59.67%
12,469,115.00	6.90%	69,150,000.00	4,772,055.00	6.90%
21,227,825.00	34.07%	92,000,000.00	31,347,160.25	34.07%
20,770,225.00	4.30%	52,000,000.00	2,235,962.00	4.30%
457,600.00	72.78%	40,000,000.00	29,111,198.25	72.78%
1,330,419.00	66.74%	4,000,000.00	2,669,581.00	66.74%
1,330,419.00	66.74%	4,000,000.00	2,669,581.00	66.74%
8,745.00	0.00%	6,812,005.00	-	0.00%
0.00	0.00%	5,000,000.00	-	0.00%
8,745.00	0.00%	1,812,005.00	-	0.00%
5,609,339.91	5.79%	16,900,000.00	978,125.00	5.79%

DISPONIBLE CUOTA REAL (SAP)	% EJECUCION TOTAL	APROP. ACT OPERATIVO	DEVENGADO OPERATIVO	% EJECUCION OPERATIVO
3,208,000.00	4.12%	5,000,000.00	206,000.00	4.12%
1,641,214.91	2.06%	1,700,000.00	35,000.00	2.06%
500,000.00	0.00%	500,000.00	-	0.00%
60,125.00	14.18%	5,200,000.00	737,125.00	14.18%
0.00	0.00%	1,500,000.00	-	0.00%
200,000.00	0.00%	3,000,000.00	-	0.00%
371,384.00	32.48%	550,000.00	178,616.00	32.48%
150,000.00	0.00%	150,000.00	-	0.00%
221,384.00	44.65%	400,000.00	178,616.00	44.65%
0.00	0.00%	45,000.00	-	0.00%

DISPONIBLE CUOTA REAL (SAP)	% EJECUCION TOTAL	APROP. ACT OPERATIVO	DEVENGADO OPERATIVO	% EJECUCION OPERATIVO
0.00	0.00%	45,000.00	-	0.00%
10,154,820.82	20.83%	30,037,028.00	6,255,687.24	20.83%
4,289,259.49	28.30%	8,617,028.00	2,438,387.00	28.30%
2,000,383.49	36.09%	4,013,041.00	1,448,387.00	36.09%
2,288,876.00	21.50%	4,603,987.00	990,000.00	21.50%
400,000.00	0.00%	400,000.00	-	0.00%
100,000.00	0.00%	100,000.00	-	0.00%
300,000.00	0.00%	300,000.00	-	0.00%
776.00	44.74%	300,000.00	134,224.00	44.74%
776.00	44.74%	300,000.00	134,224.00	44.74%
0.00	#¡DIV/0!	-	-	#¡DIV/0!
107,557.72	8.47%	6,900,000.00	584,188.60	8.47%
107,557.72	8.47%	6,900,000.00	584,188.60	8.47%
5,357,227.61	22.42%	13,820,000.00	3,098,887.64	0.00%
752,409.60	29.94%	1,500,000.00	449,090.40	29.94%
2,611,416.50	47.24%	5,020,000.00	2,371,683.50	47.24%
0.00	0.00%	5,000,000.00	-	0.00%
740,620.00	25.94%	1,000,000.00	259,380.00	25.94%
481,266.26	3.75%	500,000.00	18,733.74	3.75%
771,515.25	0.00%	800,000.00	-	0.00%
0.00	0.00%	5,554,459.00	-	0.00%
0.00	0.00%	54,459.00	-	0.00%
0.00	0.00%	54,459.00	-	0.00%
0.00	0.00%	5,500,000.00	-	0.00%
0.00	0.00%	3,500,000.00	-	0.00%
0.00	0.00%	2,000,000.00	-	0.00%
124,869,500.13	77.89%	82,000,000.00	7,193,280.87	8.77%
80,062,781.00	78.46%			
26,655,424.00	83.33%			
26,655,424.00	77.85%			
0.00	72.23%			
26,655,424.00	76.05%			
0.00	95.74%			
96,509.00	62.66%			
44,806,719.13	8.77%	82,000,000.00	7,193,280.87	8.77%
40,000,000.00	0.00%	70,000,000.00	-	0.00%
4,806,719.13	59.94%	12,000,000.00	7,193,280.87	59.94%
0.00	83.33%			
0.00	83.33%			

DISPONIBLE CUOTA REAL (SAP)	% EJECUCION TOTAL	APROP. ACT OPERATIVO	DEVENGADO OPERATIVO	% EJECUCION OPERATIVO
--------------------------------	-------------------	-------------------------	------------------------	--------------------------

**EJECUCION PRESUPUESTARIA
758 DESARROLLO ARTISTICO Y EXTENSION MUSICAL
LIQUIDACION AL 31 DE OCTUBRE DEL 2018**

